



**ANAND**  
**I-POWER**  
**LIMITED**

**ANNUAL REPORT**  
**2022-23**



# CORPORATE INFORMATION



## CHAIRMAN EMERITUS

Mr. Deep C. Anand

CIN: U99999MH1962PLC012316

Website: [www.anandipower.com](http://www.anandipower.com)

Email id: [contact@anandipower.com](mailto:contact@anandipower.com)

## Whole Time Director & CEO

Mr. Mayur Bumb

## MANUFACTURING FACILITIES

### Piston Ring Plant

20, MIDC Estate  
Satpur, Nashik 422 007

## CHIEF FINANCIAL OFFICER

Mr. Sujeet Kumar Tripathy

### Foundry: High Pressure Moulding Line

E-34, MIDC Estate  
Satpur, Nashik 422 007

## COMPANY SECRETARY

Mr. Anshul Bhargava

### Centrifugal Casting Plant

19, MIDC Estate  
Satpur, Nashik 422 007

## CORPORATE OFFICES

1, Sri Aurobindo Marg, Hauz  
Khas, New Delhi 110 016

### Plate Machining Plant

E-34, MIDC Estate  
Satpur, Nashik 422 007

10, Prasad Chambers,  
Opera House, Charni Road,  
Mumbai 400 004

## REGISTERED & ADMINISTRATIVE OFFICE

20, MIDC Estate Satpur,  
Nashik 422 007  
Maharashtra  
Tel: (0253) 2202800  
Fax: (0253) 2350584

## BANKERS

Axis Bank Limited

## AUDITORS

B.K. Khare & Co.  
Chartered Accountants

# CONTENTS

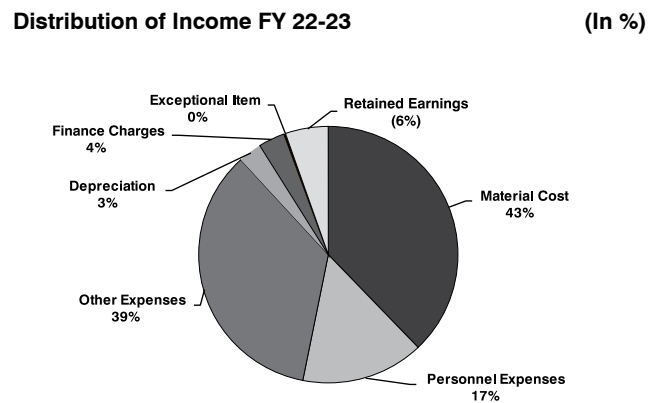
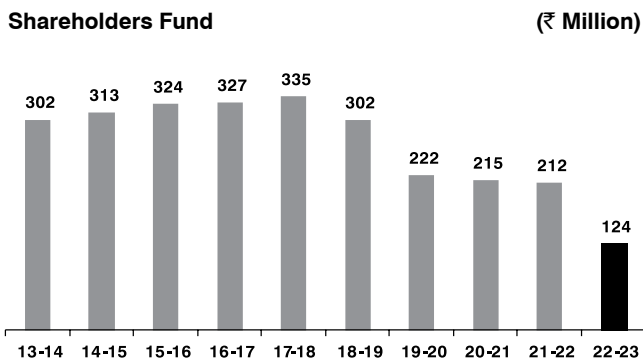
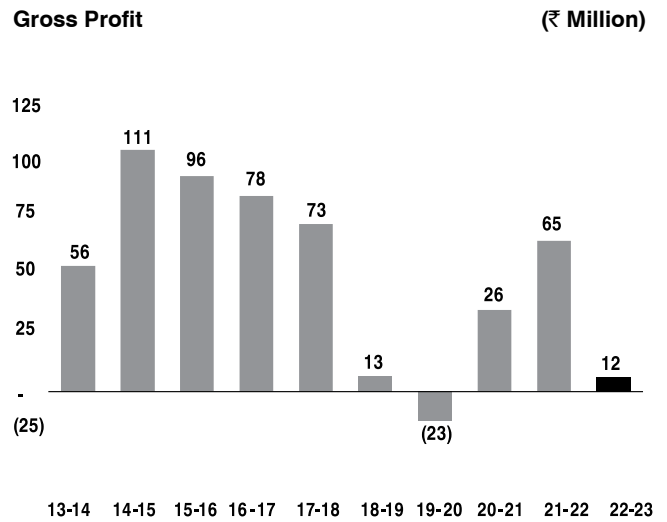
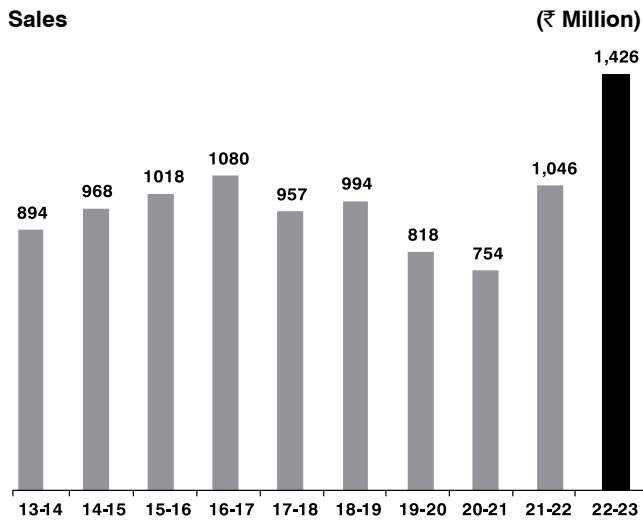
Financial Highlights	01
Notice of Annual General Meeting	04
Report of the Board of Director's	12
Annexures to Director's Report	22
Independent Auditors' Report	24
Financial Statements	32

# Financial Highlights

(₹ Million)

Particulars	2022-23	2021-22
Sales	1,426.3	1,045.7
Profit Before Depreciation, Interest and Exceptional item	11.6	64.8
Profit Before Tax & OCI	-89.8	1.9
Profit After Tax & OCI	-87.9	-3.4
PBDIT as a % To Sales	0.8%	6.2%
PBT as a % To Sales	-6.3%	0.2%
PAT as a % To Sales	-6.2%	-0.3%
Return on Net Worth (ROI) %	-70.9%	-1.6%
Face Value Per Share (₹)	1.00	1.00
Net Worth Per Share (₹)	3.72	6.35
Earning Per Share (₹)	(2.64)	(0.10)

# Working Results at a Glance



\* Figures have been re-grouped as per Ind-AS 2017-18 onwards.

# Working Results at a Glance

Year	13-14	14-15	15-16	16-17	17-18	18-19	19-20	20-21	21-22	22-23
	₹ Million									
Shareholders' Fund	302	313	324	327	335	302	222	215	212	124
Loans	278	299	314	235	204	200	195	333	478	452
Deferred Tax	5	1	4	8	11	-	-	-	-	-
<b>Funds Employed</b>	<b>585</b>	<b>613</b>	<b>642</b>	<b>570</b>	<b>551</b>	<b>502</b>	<b>417</b>	<b>548</b>	<b>689</b>	<b>576</b>
Fixed Assets (Gross)	981	1,024	1,070	1,186	354	371	375	519	714	778
Depreciation	652	690	722	801	-	34	66	89	116	164
Net Block	329	334	348	385	354	337	311	430	598	614
Investments	-	-	-	-	-	-	-	-	17	17
Net Current Assets	256	279	294	185	196	165	106	118	75	(55)
<b>Net Assets Employed</b>	<b>585</b>	<b>613</b>	<b>642</b>	<b>570</b>	<b>551</b>	<b>502</b>	<b>417</b>	<b>548</b>	<b>689</b>	<b>576</b>

\* Figures have been regrouped as per Ind-AS 2017-18 onwards

	₹ Million									
Sales	894	968	1,018	1,080	957	994	818	754	1,046	1,426
EBIDTA	56	111	96	78	73	13	(23)	26	65	12
Interest	73	67	49	37	23	23	24	24	25	53
Depreciation	32	29	32	35	39	34	32	30	34	48
Exceptional Item (loss)	-	-	-	-	-	-	-	(25)	(4)	-
Profit Before Tax	(49)	15	16	5	12	(45)	(79)	(51)	2	(89)
Tax (Income)/ expenses	(15)	(4)	4	3	3	(11)	(0)	(1)	1	-
OCI income/ (expenses)	-	-	-	-	-	-	-	0	(5)	2
Profit After Tax	(34)	19	12	2	9	(33)	(79)	(50)	(4)	(87)

\* Figures have been regrouped as per Ind-AS 2017-18 onwards

	Million Nos									
<b>Production:</b>										
Piston Rings	12	13	11	11	10	12	7	6	9	9
Castings	18	18	17	18	16	16	10	9	9	9
Plates	2	2	3	3	3	3	3	2	3	3

Shareholders' Funds include capital Reserve ₹ 2.3 Million in 2013-14, ₹ 2.1 Million in 2014-15, ₹ 1.9 Million in 2015-16, ₹ 1.7 Million in 2016-17, ₹ 1.5 Million in 2017-18, ₹ 1.3 Million in 2018-19, ₹ 1.1 Million in 2019-20, ₹ 0.8 Million in 2020-21, ₹ 0.6 Million in 2021-22 and ₹ 0.4 million in 2022-23 which were created on Revaluation of fixed assets.

# Notice

NOTICE is hereby given that the Sixtieth (60<sup>th</sup>) Annual General Meeting of the Members of ANAND I-Power Limited ("the Company") will be held on Thursday, July 27, 2023, at 12:30 P.M. IST through Video Conferencing / Other Audio-Visual Means (VC) to transact the following businesses:

## **ORDINARY BUSINESSES:**

1. To receive, consider and adopt the Audited Balance Sheet as at 31<sup>st</sup> March 2023 and Profit and Loss Account for the year ended as on 31<sup>st</sup> March 2023 together with Reports of the Directors' and the Auditors' Report.
2. To appoint a Director in place of Mr. Mahendra Kumar Goyal, (DIN: 02605616), who retires by rotation and being eligible, offers himself for re-appointment.

## **SPECIAL BUSINESS:**

### **3. REAPPOINTMENT AND FIXING THE REMUNERATION OF M/S. SACHIN R. TARLE & CO. AS COST AUDITOR:**

As per the provision and in compliance with Section 148 read with Rule 14 of the Companies (Audit and Auditors) Rules, 2014 to The Companies Act 2013.

To consider and if thought fit, to pass with or without modification(s), the following resolution as an Ordinary Resolution

**"RESOLVED THAT** pursuant to the provisions of Section 148 and other applicable provisions, if any, of the Companies Act, 2013 read with the Companies (Audit and Auditors) Rules and the Companies (Cost Records and Audit) Rules, 2014, and the Rules framed thereunder (including any statutory modification(s) or re-enactment(s) thereof for the time being in force), the remuneration payable to M/s Sachin R. Tarle & Co, Cost Accountants (Firm Registration Number 002887), Nashik the Cost Auditors of the Company, for the financial year ending 31<sup>st</sup> March 2023, as recommended by the Audit Committee of the Company and approved by the Board of Directors of the Company, amounting to ₹ 85,000/- (Rupees Eighty-Five Thousand only) exclusive of applicable taxes & reimbursement of out-of-pocket expenses be and is hereby ratified and confirmed.

**RESOLVED FURTHER THAT** any one of the Directors of the Company, be and is hereby severally authorized to file necessary returns/forms to the Registrar of Companies and to do all such acts, deeds, and things that may be necessary, proper, expedient, or incidental to give effect to the aforesaid resolution."

Place: Nashik

Date: May 29, 2023

**BY THE ORDER OF BOARD OF DIRECTORS  
FOR ANAND I-POWER LIMITED**

**MAHENDRA KUMAR GOYAL**

**CHAIRMAN**

DIN: 02605616

1, Sri Aurobindo Marg, New Delhi -110016

CIN No. U99999MH1962PLC012316

## ANNEXURE I

### Statement pursuant to Section 102(1) of the Companies Act 2013 (“the Act”)

The following statement sets out all the material facts relating to the Special / Ordinary Business mentioned in the Notice.

#### ITEM NO.2 : Details of Directors seeking appointment/ re-appointment at the ensuing Annual General Meeting.

<b>Name of Director</b>	Mr. M K Goyal
<b>Date of Birth</b>	1 <sup>st</sup> November 1969
<b>Date of Appointment</b>	29 <sup>th</sup> July 2009
<b>Expertise in functional area</b>	<p>Mr. Mahendra Kumar Goyal dedicatedly serving ANAND since July 1995 years and handled responsibilities of increasing importance in the areas of Overall Business Management, Finance, Controlling, Treasury, Corporate Governance, Board, After Market, Human Resource and Legal matters.</p> <p>In his current capacity Mr. Mahendra Kumar Goyal is Co-Chief Operating Officers of the ANAND group and Managing Director of Dana ANAND India Private Limited (formerly known as Spicer India Private Limited) is also a member of the ANAND Executive Board. He is overseeing the Human Resource function and entire After Market operations including After Market Exports at the Group Level.</p> <p>He is also responsible for few of our Joint Venture (JV) entities and matters and functioning of respective ANAND JV companies such as HL MANDO Anand India, MAHLE ANAND Filter Systems, MAHLE ANAND Thermal Systems, HALDEX Anand India Private Limited and ANAND I- Power Limited.</p>
<b>Qualifications</b>	Chartered Accountant, Company Secretary, Cost and Management Accountant with an Advanced Management Program Certificate from Oxford University
<b>List of other Companies in which Directorships held</b>	<ol style="list-style-type: none"><li>1. Dana ANAND India Private Limited</li><li>2. Haldex Anand India Private Limited</li><li>3. Mahle ANAND Thermal Systems Private Limited</li><li>4. Mahle ANAND Filter Systems Private Limited</li><li>5. Mando Automotive India Private Limited</li><li>6. Victor Gaskets India Limited</li></ol>
<b>Memberships / Chairmanships of committees of directors of the Company</b>	<ol style="list-style-type: none"><li>1. Nomination &amp; Remuneration committee</li></ol>
<b>Memberships/Chairmanships of committees of directors of other Companies</b>	<ol style="list-style-type: none"><li>1. HALDEX Anand India Private Limited - CSR Committee Member</li><li>2. HALDEX Anand India Private Limited - Audit Committee Member</li><li>3. Mahle ANAND Filter System Limited – CSR Committee Member</li><li>4. Mahle ANAND Filter System Limited – Audit Committee Member</li></ol>

Place: Nashik

Date: May 29, 2023

BY THE ORDER OF BOARD OF DIRECTORS  
FOR ANAND I-POWER LIMITED

**MAHENDRA KUMAR GOYAL**  
**CHAIRMAN**

DIN: 02605616

1, Sri Aurobindo Marg, New Delhi -110016

CIN No. U99999MH1962PLC012316

## NOTES:

1. In view of the prevailing lock down situation across the country due to outbreak of the COVID-19 pandemic and restrictions on the movements apart from social distancing, General circulars viz. Circular No. 14/2020 dated April 08, 2020, Circular No. 17/2020 dated April 13, 2020, Circular No. 20/2020 dated May 05, 2020 read with the Circular No. 02/2021 dated 13<sup>th</sup> January, 2021, issued by Ministry of Corporate Affairs ('MCA') and Circular No. SEBI/HO/CFD/CMD1/CIR/P/2020/79 dated May 12, 2020 & circular no. SEBI/HO/CFD/CMD/ CIR/P/2020/242 dated December 09, 2020, circular No. SEBI/HO/SCFD/CMD2/CIR/P/2022/62 date May 13, 2022, General Circular No 10/2022 dated 28.12.2022 issued by the Securities and Exchange Board of India (SEBI) (hereinafter collectively referred to as "the Circulars"), companies are permitted to hold their Annual General Meeting ('AGM') through VC/OAVM till September 30, 2023.
2. In compliance with applicable provisions of the Companies Act, 2013 ('Act') read with aforesaid MCA circulars the 60<sup>th</sup> Annual General Meeting of the Company is being conducted through Video Conferencing (VC) hereinafter called "e-AGM". For this purpose, the Company has appointed M/s KFin Technologies Limited (Formerly known as Karvy Fintech Private Limited) ('KFinTech'), Registrars, and Transfer Agents, to provide a Video Conferencing facility for the Annual General Meeting and the attendant enablers for conducting of the e-AGM.
3. Members can attend the meeting through log-in credentials provided to them to connect to the Video conference. Physical attendance of the Members at the Meeting venue is not required. An appointment of a proxy to attend and cast vote on behalf of the member is not available. Body Corporates should send the Board Resolution passed under Section 113 of the Companies Act 2013, authorizing their representative to attend the e-AGM through VC/OAVM and cast their votes through e-voting.
4. Members can join the e-AGM 20 minutes before and after the scheduled time of the commencement of the Meeting by following the procedure mentioned in the Notice. In the case of joint holders attending the Meeting, only such joint holder who is higher in the order of names will be entitled to vote at the e-AGM.
5. Up to 1000 members will be able to join on a FIFO basis to the e-AGM. There will be no restrictions on account of FIFO entry into e-AGM in respect of large shareholders (viz. shareholders holding 2% or more shareholding), Promoters, Institutional Investors, Directors, Key Managerial Personnel, the Chairpersons of the Audit Committee, Nomination and Remuneration Committee and Stakeholders Relationship Committee, Auditors, etc.
6. The attendance of the Members (members logins) attending the e-AGM will be counted for the purpose of reckoning the quorum under Section 103 of the Companies Act, 2013.
7. In line with the MCA Circular No. 17/2020 dated April 13, 2020, the Notice calling the AGM has been uploaded on the website of the Company at <https://www.anandgroupindia.com/anandipower> and the AGM Notice is also available on the website of KFinTech at <https://evoting.kfintech.com>
8. On account of the threat posed by COVID-19 and in terms of the MCA Circulars, the Company has sent the Annual Report, Notice of e-AGM, and e-Voting instructions only in the electronic form to the registered email addresses of the shareholders. Therefore, those shareholders who have not yet registered their email addresses are requested to get their email addresses registered by following the procedure given in the procedure for remote e-voting Point (II) (B).

### 9. Facility for Remote E-voting:

In compliance with the provisions of Section 108 of the Act, read with Rule 20 of the Companies (Management and Administration) Rules, 2014, as amended from time to time, Regulation 44 of the SEBI Listing Regulations and in terms of SEBI vide circular no. SEBI/HO/CFD/CMD/ CIR/P/2020/242 dated December 9, 2020, circular No. SEBI/HO/SCFD/CMD2/CIR/P/2022/62 date May 13, 2022 in relation to the e-Voting Facility Provided by Listed Entities, the Members are provided with the facility to cast their vote electronically, through the e-Voting services provided by KFinTech, on all the resolutions set forth in this Notice. The instructions for e-voting are given herein below.

The facility for e-voting shall also be made available at the AGM and members attending the AGM who have not already cast their vote by remote e-voting shall be able to exercise their right to vote at the AGM. The members who have cast their vote by remote e-voting prior to the AGM may also attend the meeting but shall not be entitled to cast their vote again. The cut-off date for determining the eligibility to vote by remote e-voting or in the AGM shall be Thursday, July 20, 2023.

The Company has approached KFin Technologies Limited for providing e-voting services through their e-voting platform. In this regard, your Demat Account / Folio Number has been enrolled by the Company for your participation in remote e-voting on resolution(s) placed by the Company on the e-voting system. The instructions for e-voting are mentioned in this Notice.

The remote e-voting period commences on Monday, July 24, 2023, at 9:00 a.m. and ends on Wednesday July 26, 2023 at 5:00 p.m. During this period shareholders of the Company may cast their vote electronically. The e-voting module shall be disabled for voting thereafter. Once the vote on a resolution is cast by the shareholder, the shareholder shall not be allowed to change it subsequently.



The voting rights of members shall be in proportion to their shares of the paid-up equity share capital of the Company as of the cut-off date for the purpose of voting on Thursday, July 20, 2023. Any person, who acquires shares of the Company and becomes a member of the Company after Friday, June 30, 2023, i.e. the date considered for obtaining register of members for dispatch of AGM Notice and holding shares as on the record date for the purpose of Voting i.e. Thursday July 20, 2023, may obtain the login ID and password by sending a request at E-mail ID: einward.ris@kfintech.com

#### PROCEDURE FOR REMOTE E-VOTING

- i. In compliance with the provisions of Section 108 of the Companies Act, read with Rule 20 of the Companies (Management and Administration) Rules, 2014, as amended from time to time, Regulation 44 of the SEBI Listing Regulations and in terms of SEBI vide circular no. SEBI/HO/CFD/CMD/ CIR/P/2020/242 dated December 9, 2020, in relation to e-Voting Facility Provided by Listed Entities, the Members are provided with the facility to cast their vote electronically, through the e-Voting services provided by KFintech, on all the resolutions set forth in this Notice. The instructions for e-Voting are given herein below.
- ii. However, in pursuant to SEBI circular no. SEBI/HO/CFD/CMD/CIR/P/2020/242 dated December 9, 2020, on “e-Voting facility provided by Listed Companies”, e-Voting process has been enabled to all the individual Demat account holders, by way of single login credential, through their Demat accounts/websites of Depositories / DPs in order to increase the efficiency of the voting process.
- iii. Individual Demat account holders would be able to cast their vote without having to register again with the e-Voting service provider (ESP) thereby not only facilitating seamless authentication but also ease and convenience of participating in e-Voting process. Shareholders are advised to update their mobile number and e-mail ID with their DPs to access e-Voting facility.
- iv. The remote e-voting period commences on Monday, July 24, 2023 to Wednesday July 26, 2023.
- v. The voting rights of Members shall be in proportion to their shares in the paid-up equity share capital of the Company as on the cut-off date.
- vi. Any person holding shares in physical form and non-individual shareholders, who acquires shares of the Company and becomes a Member of the Company after sending the Notice and holding shares as of the cut-off date, may obtain the login ID and password by sending a request at evoting@kfintech.com. However, if he/she is already registered with KFintech for remote e-Voting then he /she can use his / her existing User ID and password for casting the vote.
- vii. In case of Individual Shareholders holding securities in Demat mode and who acquires shares of the Company and becomes a Member of the Company after sending of the Notice and holding shares as of the cut-off date may follow steps mentioned below under “Login method for remote e-Voting and joining the virtual meeting for Individual shareholders holding securities in Demat mode.”
- viii. The details of the process and manner for remote e-Voting and e-AGM are explained herein below:

- Step 1 : Access to Depositories e-Voting system in case of individual shareholders holding shares in Demat mode.
- Step 2 : Access to KFintech e-Voting system in case of shareholders holding shares in physical and non-individual shareholders in Demat mode.
- Step 3 : Access to join virtual meetings(e-AGM) of the Company on KFintech system to participate e-AGM and vote at the AGM.

#### Details on Step 1 are mentioned below:

- l) Login method for remote e-Voting for Individual shareholders holding securities in demat mode.

Type of shareholders	Login Method
Individual Shareholders holding securities in demat mode with (“NSDL”)	<p><b>A. User already registered for IDeAS facility</b></p> <ol style="list-style-type: none"> <li>1. Visit URL: <a href="https://eservices.nsdl.com">https://eservices.nsdl.com</a></li> <li>2. Click on the “Beneficial Owner” icon under “Login” in ‘IDeAS’ section.</li> <li>3. On the new page, enter User ID and Password. Post successful authentication, click on “Access to e-Voting”</li> <li>4. Click on the company name or e-Voting service provider and you will be re-directed to e-Voting service provider website for casting the vote during the remote e-Voting period.</li> </ol>

Type of shareholders	Login Method
	<p><b>B. User not registered for IDEAS e-Services</b></p> <ol style="list-style-type: none"> <li>To register click on link : <a href="https://eservices.nsdl.com">https://eservices.nsdl.com</a></li> <li>Select “Register Online for IDEAS” or click at <a href="https://eservices.nsdl.com/SecureWeb/IdeasDirectReg.jsp">https://eservices.nsdl.com/SecureWeb/IdeasDirectReg.jsp</a></li> <li>Proceed with completing the required fields.</li> <li>Follow steps given in points 1</li> </ol> <p><b>C. Alternatively by directly accessing the e-Voting website of NSDL</b></p> <ol style="list-style-type: none"> <li>Open URL: <a href="https://www.evoting.nsdl.com/">https://www.evoting.nsdl.com/</a> either on a personal computer or mobile.</li> <li>Click on the icon “Login” which is available under the ‘Shareholder/Member’ section.</li> <li>A new screen will open. You will have to enter your User ID (i.e. your sixteen-digit Demat account number held with NSDL), Password / OTP and a Verification Code as shown on the screen.</li> <li>Post successful authentication, you will be requested to select the name of the company and the e-Voting Service Provider name, i.e.KFintech.</li> <li>On successful selection, you will be redirected to the KFintech e-Voting page for casting your vote during the remote e-Voting period.</li> </ol>
Individual Shareholders holding securities in demat mode with (“CDSL”)	<ol style="list-style-type: none"> <li>Users who have opted for CDSL Easi / Easiest facility, can login through their existing user id and password. Option will be made available to reach e-Voting page without any further authentication. The users to login to Easi / Easiest are requested to visit CDSL website <a href="http://www.cdslindia.com">www.cdslindia.com</a> and click on login icon &amp; New System Myeasi Tab.</li> <li>After successful login the Easi / Easiest user will be able to see the e-Voting option for eligible companies where the e-voting is in progress as per the information provided by company. On clicking the e-voting option, the user will be able to see e-Voting page of the e-Voting service provider for casting your vote during the remote e-Voting period or joining virtual meeting &amp; voting during the meeting. Additionally, there is also links provided to access the system of all e-Voting Service Providers, so that the user can visit the e-Voting service providers’ website directly.</li> <li>If the user is not registered for Easi/Easiest, option to register is available at CDSL website <a href="http://www.cdslindia.com">www.cdslindia.com</a> and click on login &amp; New System Myeasi Tab and then click on registration option.</li> <li>Alternatively, the user can directly access e-Voting page by providing Demat Account Number and PAN No. from a e-Voting link available on <a href="http://www.cdslindia.com">www.cdslindia.com</a> home page. The system will authenticate the user by sending OTP on registered Mobile &amp; Email as recorded in the Demat Account. After successful authentication, user will be able to see the e-Voting option where the e-voting is in progress and also able to directly access the system of all e-Voting Service Providers.</li> </ol>
Individual Shareholder login through their demat accounts / Website of Depository Participant	<ol style="list-style-type: none"> <li>You can also login using the login credentials of your demat account through your DP registered with NSDL /CDSL for the e-Voting facility.</li> <li>Once logged in, you will be able to see the e-Voting option. Once you click the e-Voting option, you will be redirected to NSDL / CDSL Depository site after successful authentication, wherein you can see the e-Voting feature.</li> <li>Click on options available against the company name or e-Voting service provider – <b>Kfintech</b> and you will be redirected to the e-Voting website of <b>KFintech</b> for casting your vote during the remote e-Voting period without any further authentication</li> </ol>
<p><b>Important note:</b> Members who are unable to retrieve User ID / Password are advised to use Forgot user ID and Forgot Password option available at respective websites.</p> <p>Helpdesk for Individual Shareholders holding securities in demat mode for any technical issues related to login through Depository i.e. NSDL and CDSL.</p>	

Login type	Helpdesk details
Securities held with NSDL	Please contact NSDL helpdesk by sending a request at <a href="mailto:evoting@nsdl.co.in">evoting@nsdl.co.in</a> or call at toll free no.: 1800 1020 990 and 1800 22 44 30
Securities held with CDSL	Please contact CDSL helpdesk by sending a request at <a href="mailto:helpdesk.evoting@cdslindia.com">helpdesk.evoting@cdslindia.com</a> or contact at toll free no. : 1800 22 55 33

Details on Step 2 are mentioned below:

**II) Login method for e-Voting for shareholders other than Individual's shareholders holding securities in demat mode and shareholders holding securities in physical mode**

**(A) Members whose email IDs are registered with the Company/ Depository Participants (s), will receive an email from KFintech which will include details of E-Voting Event Number (EVEN), USER ID and password. They will have to follow the following process:**

- i. Launch internet browser by typing the URL: <https://evoting.kfintech.com/>
- ii. Enter the login credentials (i.e. User ID and password). In case of physical folio, User ID will be EVEN (E-Voting Event Number) xxxx, followed by folio number. In case of Demat account, User ID will be your DP ID and Client ID. However, if you are already registered with KFintech for e-voting, you can use your existing User ID and password for casting the vote.
- iii. After entering these details appropriately, click on "LOGIN".
- iv. You will now reach password change Menu wherein you are required to mandatorily change your password. The new password shall comprise of minimum 8 characters with at least one upper case (A- Z), one lower case (a-z), one numeric value (0-9), and a special character (@,#,\$, etc.). The system will prompt you to change your password and update your contact details like mobile number, email ID etc. on the first login. You may also enter a secret question and answer of your choice to retrieve your password in case you forget it. It is strongly recommended that you do not share your password with any other person and that you take utmost care to keep your password confidential.
- v. You need to log in again with the new credentials.
- vi. On successful login, the system will prompt you to select the "EVEN" i.e., ' \_\_\_\_\_ - AGM" and click on "Submit"
- vii. On the voting page, enter the number of shares (which represents the number of votes) as on the Cut-off Date under "FOR/AGAINST" or alternatively, you may partially enter any number in "FOR" and partially "AGAINST" but the total number in "FOR/AGAINST" taken together shall not exceed your total shareholding as mentioned herein above. You may also choose the option ABSTAIN. If the Member does not indicate either "FOR" or "AGAINST" it will be treated as "ABSTAIN" and the shares held will not be counted under either head.
- viii. Members holding multiple folios/demat accounts shall choose the voting process separately for each folio/ Demat accounts.
- ix. Voting has to be done for each item of the notice separately. In case you do not desire to cast your vote on any specific item, it will be treated as abstained.
- x. You may then cast your vote by selecting an appropriate option and clicking on "Submit".
- xi. A confirmation box will be displayed. Click "OK" to confirm else "CANCEL" to modify. Once you have voted on the resolution (s), you will not be allowed to modify your vote. During the voting period, Members can log in any number of times till they have voted on the Resolution(s).
- xii. Corporate/Institutional Members (i.e. other than Individuals, HUF, NRI etc.) are also required to send scanned certified true copy (PDF Format) of the Board Resolution/Authority Letter etc., authorizing its representative to attend the AGM through VC / OAVM on its behalf and to cast its vote through remote e-voting. together with attested specimen signature(s) of the duly authorised representative(s), to the Scrutinizer at email id [pawan.chandak@kprc.com](mailto:pawan.chandak@kprc.com) with a copy marked to [evoting@kfintech.com](mailto:evoting@kfintech.com). The scanned image of the above-mentioned documents should be in the naming format "Corporate Name\_Even No."
- xiii. In case of any queries/grievances, you may refer the Frequently Asked Questions (FAQs) for members and e-voting User Manual available at the 'download' section of <https://evoting.kfintech.com> or call KFin on 1800 309 4001 (toll free).

**(B) Members whose email IDs are not registered with the Company/Depository Participants(s), and consequently the Annual Report, Notice of AGM and e-voting instructions cannot be serviced, will have to follow the following process:**

Physical shareholders are hereby notified that based on SEBI Circular number: SEBI/HO/MIRSD/MIRSD-PoD-1/P/ CIR/2023/37, dated March 16<sup>th</sup>, 2023, All holders of physical securities in listed companies shall register the postal address with PIN for their corresponding folio numbers. It shall be mandatory for the security holders to provide mobile

number. Moreover, to avail online services, the security holders can register e-mail ID. Holder can register/update the contact details through submitting the requisite ISR 1 form along with the supporting documents.

ISR 1 Form can be obtained by following the link: <https://ris.kfintech.com/clientservices/isc/default.aspx>

ISR Form(s) and the supporting documents can be provided by any one of the following modes.

- a) Through 'In Person Verification' (IPV): the authorized person of the RTA shall verify the original documents furnished by the investor and retain copy(ies) with IPV stamping with date and initials; or
- b) Through hard copies which are self-attested, which can be shared on the address below; or

**KFIN Technologies Limited** - Address : Selenium Building, Tower-B, Plot No 31 & 32, Financial District, Nanakramguda, Serilingampally, Hyderabad, Rangareddy, Telangana India - 500 032.

- c) Through electronic mode with e-sign by following the link: <https://ris.kfintech.com/clientservices/isc/default.aspx#>

Detailed FAQ can be found on the link: <https://ris.kfintech.com/faq.html>

For more information on updating the email and Mobile details for securities held in electronic mode, please reach out to the respective DP(s), where the DEMAT a/c is being held.

#### **Details on Step 3 are mentioned below:**

#### **III) Instructions for all the shareholders, including Individual, other than Individual and Physical, for attending the AGM of the Company through VC/OAVM and e-Voting during the meeting.**

- i. Member will be provided with a facility to attend the AGM through VC / OAVM platform provided by KFinTech. Members may access the same at <https://emeetings.kfintech.com/> by using the e-voting login credentials provided in the email received from the Company/KFinTech. After logging in, click on the Video Conference tab and select the EVEN of the Company. Click on the video symbol and accept the meeting etiquettes to join the meeting. Please note that the members who do not have the User ID and Password for e-Voting or have forgotten the User ID and Password may retrieve the same by following the remote e-Voting instructions mentioned above.
- ii. Facility for joining AGM through VC/ OAVM shall open at least 20 minutes before the commencement of the Meeting.
- iii. Members are encouraged to join the Meeting through Laptops/ Desktops with Google Chrome (preferred browser), Safari, Internet Explorer, Microsoft Edge, Mozilla Firefox 22.
- iv. Members will be required to grant access to the webcam to enable VC / OAVM. Further, Members connecting from Mobile Devices or Tablets or through Laptop connecting via Mobile Hotspot may experience Audio/Video loss due to fluctuation in their respective network. It is therefore recommended to use Stable Wi-Fi or LAN Connection to mitigate any kind of aforesaid glitches.
- v. As the AGM is being conducted through VC / OAVM, for the smooth conduct of proceedings of the AGM, Members are encouraged to express their views / send their queries in advance mentioning their name, demat account number / folio number, email id, mobile number at [sujeet.tripathy@anandipower.com](mailto:sujeet.tripathy@anandipower.com). Questions /queries received by the Company till 24 Hour before AGM shall only be considered and responded during the AGM.
- vi. The Members who have not cast their vote through remote e-voting shall be eligible to cast their vote through the e-voting system available during the AGM. E-voting during the AGM is integrated with the VC / OAVM platform. The Members may click on the voting icon displayed on the screen to cast their votes.
- vii. A Member can opt for only a single mode of voting i.e., through Remote e-voting or voting at the AGM. If a Member casts votes by both modes, then voting done through Remote e-voting shall prevail, and voting at the AGM shall be treated as invalid.
- viii. Facility of joining the AGM through VC / OAVM shall be available for at least 1000 members on a first-come-first-served basis.
- ix. Institutional Members are encouraged to attend and vote at the AGM through VC / OAVM.

#### **OTHER INSTRUCTIONS**

- I. **Speaker Registration:** The Members who wish to speak during the meeting may register themselves as speakers for the AGM to express their views. They can visit <https://emeetings.kfintech.com> and login through the user id and password provided in the mail received from Kfintech. On successful login, select 'Speaker Registration' which will be opened from July 24, 2023 at 9.00 a.m. to July 25, 2023 at 5.00 p.m. Members shall be provided a 'queue number' before the meeting. The Company reserves the right to restrict the speakers at the AGM to only those Members who have registered themselves, depending on the availability of time for the AGM.
- II. **Post your Question:** The Members who wish to post their questions prior to the meeting can do the same by visiting <https://emeetings.kfintech.com>. Please login through the user id and password provided in the mail received from Kfintech. On successful login, select 'Post Your Question' option which will open from July 24, 2023 at 9.00 a.m. to July 25, 2023 at 5.00 p.m.
- III. In case of any query and/or grievance, in respect of voting by electronic means, Members may refer to the Help & Frequently Asked Questions (FAQs) and E-voting user manual available at the download section of <https://evoting.kfintech.com> (KFinTech

Website) or contact [sujeet.tripathy@anandipower.com](mailto:sujeet.tripathy@anandipower.com), at [evoting@kfintech.com](mailto:evoting@kfintech.com) or call KFinTech's toll-free No. 1-800-309-4001 for any further clarifications.

- IV. The Members, whose names appear in the Register of Members/list of Beneficial Owners as of Thursday, July 20, 2023, being the cut-off date, are entitled to vote on the Resolutions set forth in this Notice. A person who is not a Member as on the cut-off date should treat this Notice for information purposes only. Once the vote on a resolution(s) is cast by the Member, the Member shall not be allowed to change it subsequently.
- V. In case a person has become a Member of the Company after dispatch of AGM Notice but on or before the cut-off date for E-voting, he/she may obtain the User ID and Password in the manner as mentioned below:
  - i. If the mobile number of the member is registered against Folio No./ DP ID Client ID, the member may send SMS: MYEPWD <space> E-Voting Event Number+Folio No. or DP ID Client ID to 9212993399
    1. Example for NSDL:
    2. MYEPWD <SPACE> IN12345612345678
    3. Example for CDSL:
    4. MYEPWD <SPACE> 1402345612345678
    5. Example for Physical:
    6. MYEPWD <SPACE> XXXX1234567890
  - ii. If e-mail address or mobile number of the member is registered against Folio No. / DP ID Client ID, then on the home page of <https://evoting.kfintech.com/>, the member may click "Forgot Password" and enter Folio No. or DP ID Client ID and PAN to generate a password.
  - iii. Members who may require any technical assistance or support before or during the AGM are requested to contact KFinTech at toll free number 1-800-309-4001 or write to them at [evoting@kfintech.com](mailto:evoting@kfintech.com).

The results along with the Scrutinizer's Report shall also be placed on the website of the Company.

10. Members are requested to update their e-mail id's for all communications relating to the Company with the Company or with the Depository Participants or with the Company's Registrar and Share Transfer Agent.
11. Members holding shares in physical certificate form are requested to consider converting their holding to dematerialized form to eliminate all risks associated with physical shares and for ease of portfolio management. Members can contact Company or KFinTech for assistance in this regard
12. Members are requested to notify the change of their address, if any, to the Company's Registrar and Share Transfer Agent, KFin Technologies Limited, (Unit-Anand I-Power Limited) Selenium Tower B, Plot No. 31 & 32, Financial District, Nanakramguda, Serilingampally Mandal, Hyderabad – 500032 and Investor Service Centers of KFin Technologies Limited in various cities.
13. The dispatch of the Notice shall be announced through an advertisement in at least 1 (one) English newspaper having country wide circulation and at least 1 (one) Marathi newspaper, each with wide circulation in Nashik, where the registered office of the Company is situated, and published on the Company website.
14. The Notice and other papers related to the Item will also be available at the Company's Registered Office for inspection during normal business hours on working days. Members may contact S V Raju of KFin Technologies Limited at [einward.ris@kfintech.com](mailto:einward.ris@kfintech.com) if they have any queries or require communication in physical form in addition to electronic communication.

**Place: Nashik**

**Date: May 29, 2023**

**BY THE ORDER OF BOARD OF DIRECTORS  
FOR ANAND I-POWER LIMITED**

**MAHENDRA KUMAR GOYAL  
CHAIRMAN**

DIN: 02605616

1, Sri Aurobindo Marg, New Delhi -110016

CIN No. U99999MH1962PLC012316

# Directors' Report

## To the Members, Anand I – Power Limited

Your Directors take pleasure in presenting the Sixty (60<sup>th</sup>) Annual Report on the business and operations of the Company, together with the Audited Statement of Accounts for the financial year ended March 31, 2023.

### 1. FINANCIAL HIGHLIGHTS:

PARTICULARS	Year ended March 31, 2023 (₹ In Mill)	Year ended March 31, 2022 (₹ In Mill)
Revenue from Operations	1,447.7	1,059.7
Other Income	7.8	18.6
<b>Total Income</b>	<b>1,455.5</b>	<b>1,078.3</b>
Profit Before Interest, Depreciation & Tax	11.6	64.8
Finance Cost	53.3	25.3
Depreciation	48.0	33.5
<b>Profit Before Tax &amp; Exceptional Item</b>	<b>(89.7)</b>	<b>6.0</b>
Exceptional Item (impairment of asset)	(0.0)	(4.1)
<b>Profit / (loss) Before Tax</b>	<b>(89.7)</b>	<b>1.9</b>
Tax expense / (gain)	-	0.3
<b>Profit / (loss) After Tax</b>	<b>(89.7)</b>	<b>1.6</b>
Other Comprehensive Income/ (loss) for the year	1.9	(5.0)
<b>Profit / (loss) for the year attributable to owners of the Company</b>	<b>(87.7)</b>	<b>(3.4)</b>

### 2. HIGHLIGHTS OF OUR PERFORMANCE & BUSINESS:

#### Industry Outlook

The global economy was on the path of recovery after waning of the COVID-19 pandemic until the Russia Ukraine conflict broke out in February 2022. The conflict further disrupted the global supply chains and led to a spike in prices of critical commodities, leading to uptick in inflationary pressures.

India's automotive industry is poised to become the world's third-largest market by 2030, showcasing its dominance in the international heavy vehicles arena. India's auto components industry's market share has significantly expanded, led by increasing demand for automobiles by the growing middle class and exports globally. Due to the remarkable growth in demand for Indian auto components, several Indian and international players have entered the industry.

As per the Automobile Component Manufacturers Association (ACMA) forecast, auto component exports from India is expected to reach US\$ 30 billion by 2026. The auto component industry is projected to record US\$ 200 billion in revenue by 2026. Strong international demand and resurgence in the local original equipment and aftermarket segments are predicted to help the auto component industry grow 20-23% in FY 2023-24.

#### Company's Performance

The Domestic Automotive industry has seen a healthy revival in financial year 2022-23, aided by a recovery in economic activities and increased mobility. The demand sentiments for passenger vehicles, Commercial Vehicles and tractors have remained healthy though the two-wheeler industry struggles with overall volumes still below the pre-Covid peak level.

Your company has been proactive and agile enough to overcome challenges and has recorded robust growth of 37%. Company's revenue from operation for FY 2022-23 was Rs. 1448 MINR, as compared to Rs. 1060 MINR in the previous financial year. The company's OEM Business has recorded growth of 71.3% majorly from new investment from new project, High Pressure Molding Line (HPML), Export grew 2.4% in FY 2022-23 year on year.

Your Company's sales showed substantial improvement during the current financial year on account of HPML a new launch of model, which has received additional business in the Passenger Vehicle and Commercial Vehicles Segment. Therefore, the capacity utilization of your Company was better compared to last year.

During the financial year 2022-23, the manufacturing costs increased due to changes in product mix. However, to minimize the impact, your Company has taken various cost reduction initiatives to enhance productivity and improve operational efficiencies. The Management

is confident that the cost reduction initiatives and operational efficiencies are sustainable.

The Company made substantial investment in diversified portfolio. This has led to an increase in revenue. However, being in the first year of operation the project incurred a loss. This project has now improved on efficient productivity and your company expects to perform better in terms of revenue & profitability from this project.

Company has recorded Earnings Before Interest, Tax, Depreciation & Amortization (EBITDA) at Rs. 11.6 MINR (1% of revenue) as compared to Rs 64.8MINR (6% of revenue) in the previous year. Profit /(loss) for the year attributable to owners of the Company was Rs. (87.7) MINR compared to Rs. (3.4) MINR LY.

**3. TRANSFER TO RESERVES:**

During the period under review no amount is transferred to any reserve out of profits of the company.

**4. DIVIDEND:**

Your Directors do not recommend any dividend for the financial year 2022-23 keeping in mind the present financial position of the Company.

**5. EVENTS SUBSEQUENT TO THE DATE OF FINANCIAL STATEMENTS:**

No material changes and commitments affecting the financial position of the Company occurred between the ends of the financial year to which this financial statement relate on the date of this report.

**6. CHANGE IN THE NATURE OF BUSINESS**

There is no Change in the nature of the business of the Company done during the year.

**7. DEPOSITS:**

During the period under review, the Company has not accepted any fresh deposits falling under the provisions of Section 73 of the Companies Act, 2013 read with the Companies (Acceptance of Deposits) Rules 2014, including any modifications thereof. However, the Company has earlier unclaimed matured public deposits the details of which are provided in **Annexure I**.

**8. DIRECTORS:**

The Board consists of 5 Directors as on 31/03/2023. The Board comprises of :

Sr. No.	Name of Director	DIN (Director Identification Number)	Position
1.	Mr. Mahendra Kumar Goyal	02605616	Chairman and Non-Executive Director
2.	Mr. Mayur Bumb	08033248	Whole Time Director
3.	Mr. Shankar Srikantiah Muguru	02306859	Non-Executive Director
4.	Mr. Kamaljit Singh Bhullar	00046193	Non-Executive Independent Director
5.	Mr. Narayan Nagorao Vakil	09057124	Non-Executive Independent Director

During the period under review Mr. Amitabh Srivastava has resigned as Director of the company with effect from the close of business hours on 26<sup>th</sup> May 2022. The Board places on record its appreciation for the valuable contribution made by Mr. Amitabh Srivastava during his tenure as a director of the company.

During the period under review, there is a change in the composition of the Board of Directors of the Company. From 26<sup>th</sup> May 2022, Mr. Mayur Bumb appointed as a Director.

**9. MEETINGS OF THE BOARD:**

The Details of the meetings held during the financial year under review are mentioned below :

Sr. No.	Date of Meetings	Board Strength	Name of Directors Present
1.	26-05-2022	5	1. Mr. M. K. Goyal 2. Mr. M. S. Shankar 3. Mr. A. Srivastava 4. Mr. K. S. Bhullar 5. Mr. N Vakil
2.	14-07-2022	5	1. Mr. M. K. Goyal 2. Mr. Mayur Bumb 3. Mr. K. S. Bhullar 4. Mr. N Vakil

Sr. No.	Date of Meetings	Board Strength	Name of Directors Present
3.	31-10-2022	5	1. Mr. M. K. Goyal 2. Mr. Mayur Bumb 3. Mr. K. S. Bhullar 4. Mr. N Vakil
4.	30-01-2023	5	1. Mr. M. K. Goyal 2. Mr. Mayur Bumb 3. Mr. M. S. Shankar 4. Mr. K. S. Bhullar 5. Mr. N Vakil

#### 10. COMMITTEE MEETINGS:

- **Audit Committee:**

##### a) Composition and terms of references

The Audit committee of the Board of Directors of the Company comprises of 3 Members as on 31<sup>st</sup> March 2023, as follows;

Sr. No.	Name of Member	Position
1.	Mr. K.S.Bhullar	Chairman
2.	Mr. Shankar Srikantiah Muguru	Member
3.	Mr. Narayan Vakil	Member

During the period under review, there was no changes in the composition of Audit Committee of the Company.

The current terms of reference, as specified by the Board of Directors of the Company, broadly include the following areas:

- Review of the financial reporting systems and disclosure of its financial information.
- Review of the internal control program and adequacy of internal audit.
- Interaction with senior management, statutory and internal auditors on significant audit findings.
- Ensuring compliance with statutory and regulatory provisions.
- Recommending the appointment/reappointment or removal of external, internal and tax auditors.
- Reviewing with management annual financial statements before submission to the Board, focusing primarily on
  - o Any changes in accounting policies and practices
  - o Qualification in draft audit report
  - o Significant provisions and accruals
  - o Compliance with accounting standards and legal requirements concerning financial statements
- Reviewing the Company's various financial and risk management policies
- Review and approve the transaction with related parties
- Scrutiny of inter-Corporate loans & Investments.

##### b) Meetings and Attendance

The Details of the Audit Committee meetings held during the financial year under review are mentioned below:

S.No.	Dates of Meetings	Mambers Strength	Name of Directors Present
1	26-05-2022	3	1. Mr. K. S. Bhullar 2. Mr. M. S. Shankar 3. Mr. N Vakil
2	14-07-2022	3	1. Mr. K. S. Bhullar 2. Mr. N Vakil



S.No.	Dates of Meetings	Mambers Strength	Name of Directors Present
3	31-10-2022	3	1. Mr. K. S. Bhullar 2. Mr. N Vakil
4	30-01-2023	3	1. Mr. K. S. Bhullar 2. Mr. M. S. Shankar 3. Mr. N Vakil

• **Stakeholders Relationship Committee:**

**a) Composition and terms of references**

The Stakeholder Relationship Committee of the Board of Directors comprises of 3 members as on 31<sup>st</sup> March, 2023, as follows:

Sr. No.	Name of Member	Position
1.	Mr. Shankar Srikantiah Muguru	Chairman
2.	Mr. K.S.Bhullar	Member
3.	Mr. Mayur Bumb	Member

During the period under review, there was change in the composition of Stake holder relationship Committee of the Company.

Stakeholders relationship Committee for the period Apr 2022 to May 2022.

Sr. No.	Name of Member	Position
1.	Mr. Shankar Srikantiah Muguru	Chairman
2.	Mr. K.S.Bhullar	Member
3.	Mr. Amitabh Srivastava	Member

Stakeholder relationship committee was reconstituted after resignation of Mr. Amitabh Srivastava with effect from 26<sup>th</sup> May 2022 & Board appointed Mr. Mayur Bumb as member.

The current terms of reference, as specified by the Board of Directors of the Company, broadly include the following areas:

- Deals with the grievances of Stakeholders.
- Approval for Transfer of shares in Physical form if any.
- Other matters relating to Stakeholders Review of the financial reporting systems and disclosure of its financial information.

**b) Meetings and Attendance**

The Details of the Stakeholder Relationship Committee meetings held during the financial year under review are mentioned below:

S.No.	Dates of Meetings	Members Strength	Name of Directors Present
1.	26-05-2022	3	1. Mr. M. S. Shankar 2. Mr. K. S. Bhullar 3. Mr. A. Srivastava
2.	14-07-2022	3	1. Mr. K. S. Bhullar 2. Mr. Mayur Bumb
3.	31-10-2022	3	1. Mr. K. S. Bhullar 2. Mr. Mayur Bumb
4.	30-01-2023	3	1. Mr. M. S. Shankar 2. Mr. Mayur Bumb 3. Mr. K. S. Bhullar

- **Nomination and Remuneration Committee:**

**a) Composition and terms of references**

The Nomination & Remuneration committee of the Board of Directors comprises of following 3 members as on 31<sup>st</sup> March, 2023.

Sr. No.	Name of Member	Position
1.	Mr. K.S.Bhullar	Chairman
2.	Mr. Mahendra Kumar Goyal	Member
3.	Mr. Narayan Vakil	Member

During the period under review, there was no changes in the composition of Nomination and Remuneration Committee of the Company.

The current terms of reference, as specified by the Board of Directors of the Company, broadly include the following areas & there has been no change in any of this during the period of previous financial year:

- Identify and recommend to the board persons who are qualified to become directors and who may be appointed in senior management.
- Recommend to the board their appointment and removal
- Recommend to the board a policy, relating to the remuneration for the directors, key managerial personnel and other employee as may be applicable

**Key Points of the Policy:**

- The appointment of Directors shall be made on the basis of their integrity, qualifications, expertise and experience. A person should possess adequate qualification, expertise and experience for the position he / she is considered for appointment.
- The remuneration of the director if any, to be paid shall be governed as per the provisions of the companies Act 2013 and rules made there under or any other enactment for the time being in force and the approval obtained from the Members of the Company.

**b) Meetings and Attendance**

The Details of the Nomination and Remuneration Committee meetings held during the financial year under review are mentioned below:

S.No.	Dates of Meetings	Members Strength	Name of Directors Present
1.	26-05-2022	3	1. Mr. K. S. Bhullar 2. Mr. M. K. Goyal 3. Mr. N Vakil
2.	31-10-2022	3	1. Mr. K. S. Bhullar 2. Mr. M. K. Goyal 3. Mr. N Vakil

- **Share Transfer Committee :**

**a) Composition and terms of references**

The Share Transfer Committee of the Board of Directors comprises of following 3 members as on 31<sup>st</sup> March, 2023.

Sr. No.	Name of Member	Position
1.	Mr. Shankar Srikantiah Muguru	Chairman
2.	Mr. K.S. Bhullar	Member
3.	Mr. Mayur Bumb	Member

During the period under review, there was a change in the composition of Share Transfer Committee of the Company.

Share Transfer Committee for the period Apr 2022 to May 2022.

Sr. No.	Name of Member	Position
1.	Mr. Shankar Srikantiah Muguru	Chairman
2.	Mr. K.S.Bhullar	Member
3.	Mr. Amitabh Srivastava	Member

Share Transfer Committee was reconstituted after resignation of Mr. Amitabh Srivastava with effect from 26<sup>th</sup> May 2022 & Board appointed Mr. Mayur Bumb as member.

The current terms of reference, as specified by the Board of Directors of the Company, broadly include the following areas:

- Deals with the grievances of Stakeholders in relation to transfer of shares.
- Approval for Transfer of shares in Physical form if any.

**b) Meetings and Attendance**

The Details of the Share Transfer Committee meetings held during the financial year under review are mentioned below:

S.No.	Dates of Meetings	Members Strength	Name of Directors Present
1.	26-05-2022	3	1. Mr. M. S. Shankar 2. Mr. A. Srivastava 3. Mr. K. S. Bhullar
2.	14-07-2022	3	1. Mr. K. S. Bhullar 2. Mr. Mayur Bumb
3.	31-10-2022	3	1. Mr. K. S. Bhullar 2. Mr. Mayur Bumb
4.	30-01-2023	3	1. Mr. M. S. Shankar 2. Mr. Mayur Bumb 3. Mr. K. S. Bhullar

• **Industrial Relation Committee :**

**a) Composition and terms of references**

The Industrial Relation Committee of the Board of Directors comprises of following 3 members as on 31<sup>st</sup> March, 2023.

Sr. No.	Name of Member	Position
1.	Mr. K. S. Bhullar	Chairman
2.	Mr. Mayur Bumb	Member
3.	Mr. Shankar Srikantiah Muguru	Member

During the period under review, there was no changes in the composition of Industrial Relation Committee of the Company.

The current terms of reference, as specified by the Board of Directors of the Company, broadly include the following areas:

- To review and guide management on Industrial relation in the company
- To Deals with the grievances in relation to Industrial relation.

**b) Meetings and Attendance**

The Details of the Industrial Relationship Committee meetings held during the financial year under review are mentioned below:

S.No.	Dates of Meetings	Members Strength	Name of Directors Present
1.	26-05-2022	3	1. Mr. K. S. Bhullar 2. Mr. Mayur Bumb 3. Mr. M. S. Shankar

S.No.	Dates of Meetings	Members Strength	Name of Directors Present
2.	14-07-2022	3	1. Mr. K. S. Bhullar 2. Mr. Mayur Bumb
3.	31-10-2022	3	1. Mr. K. S. Bhullar 2. Mr. Mayur Bumb
4.	30-01-2023	3	1. Mr. K. S. Bhullar 2. Mr. Mayur Bumb 3. Mr. M. S. Shankar

#### 11. PARTICULARS OF LOANS GIVEN, GUARANTEES GIVEN OR INVESTMENTS MADE:

During the financial year under review no Loans and Guarantee has been given, or Investments made or Security provided under Section 186 of the Companies Act, 2013 read with Rule 11 of the Companies (Meetings of Board and its Powers), Rules 2014 including any modifications.

#### 12. INTERNAL FINANCIAL CONTROL:

The Company has satisfactory internal control systems, which are continuously evaluated by professional internal and statutory auditors of repute. The Company continues to improve the present internal control systems by implementation of appropriate policy and processes. The Company's internal control system is commensurate with its size, scale and complexities of its operations. The internal audit is entrusted to M/s. Anand Automotive Private Limited. The main thrust of internal audit is to test and review controls, appraisal of risks and business processes, besides benchmarking controls with best practices in the industry.

The Audit Committee reviews the internal control systems and procedures periodically. The Company maintains a system of Internal Financial Controls (IFC) designed to provide a high degree of assurance on various business areas such as Procure to Pay, Inventory, Order to Cash, Fixed Assets, Human Resource, Legal, Book Closure and MIS regarding effectiveness and efficiency of operations, reliability of financial controls and compliance with laws and regulations.

Further, during the period under review, the Company has also undertaken an Internal Financial Controls Audit under Clause (i) of Sub-section 3 of Section 143 of the Companies Act, 2013; and report in respect of the same has been annexed to the financials of the Company for the year ended on 31<sup>st</sup> March, 2023.

#### 13. RISK MANAGEMENT POLICY:

The Company's business is exposed to many internal risks and external risks like threat to market share due to Local and Global Competition, Technology Risk, Human resource risk, Regulatory and Compliance risk etc. Business risk evaluation and management is an ongoing process within the organization. The company has a robust risk management framework to identify, monitor and minimize risks as also identify business opportunities. As a process, the risk associated with the business are identified and prioritized based on severity, likelihood and effectiveness of current detention. Such risks are reviewed by the management on a quarterly basis.

#### 14. RELATED PARTY TRANSACTIONS:

Particulars as required for contracts or arrangement with related parties referred to in sub - Section (1) of Section 188 of the Companies Act 2013 read with Rule 8 (2) of the Companies (Accounts) Rules, 2014 including any modifications therein, has been annexed to this report in Form AOC – 2 as **Annexure II**.

#### 15. CORPORATE SOCIAL RESPONSIBILITY (CSR):

The Provisions of section 135 of the Companies Act, 2013, and Companies (Corporate Social Responsibility), Rules, 2014 are not applicable to the Company.

#### 16. ENVIRONMENT, HEALTH & SAFETY:

Safety and health of the people working in and around the premises of the Company continue to receive great priority from the management. Employees are continuously trained and coached in safety and are provided appropriate safety Equipment's. Your Company is committed to maintain a pollution free environment in and around the company premises wherein the Company on a regular basis organizes Safety Week, Energy Conservation Week and World Environment Day year by year and assures to continue to do so.

Being an ISO 14001:2015, ISO 45001:2018 & IATF 16949:2016 certified, your Company maintains benchmark standards that helps in gaining customer confidence & orders from overseas market also helps to create positive image in society and helps in complying government requirements in pollution control & environment protection. Executives are sent to seminars and trainings to learn industry best practices and implement the same in your Company. Your Company has made good progress in improving energy efficiency and waste management and is compliant with applicable environment laws and regulations.

## 17. CONSERVATION OF ENERGY, TECHNOLOGY ABSORPTION AND FOREIGN EXCHANGE EARNINGS AND OUTGO:

As required under Section 134 (2) (m) of the Companies Act, 2013, read with the Companies (Accounts) Rules, 2014, including any modifications, information relating to Conservation of Energy, Technology Absorption and Foreign Exchange Earning and Outgo is as follows:

### A. Conservation of Energy:

Your Company has been continuously working towards energy conservation green initiatives with innovative solutions. This year the company has worked mainly in following areas:

- Horizontal deployment of APFC Panel to all plants, to improve power factor
- Machine Cell wise airline header installed to optimise the energy conservation.
- Introduce High energy efficient motor in place of Old generation motor
- Implementing the solar energy open access project
- Implementation of projects from Hopper, Example: by elimination of Motors by pneumatic cylinder.
- Use of soft drive to run high energy consumption motor.

### B. Particulars as per Form B:

Research & Development (R&D)

#### 1. Specific areas in which R&D was carried out by the Company

- Development of latest BS VI compliance piston ring with 2.0 mm / 2.5 mm steel Oil control ring.
- Development & Bulk supply of Drilled hole new generation Oil control ring for Export & Replacement market customer.
- In house Machine retrofitting for critical lapping machine.
- Inhouse modification of electronic circuit in laser marking machine to avoid mis marking.
- Developments in piston, piston ring & block for two-wheeler segment.

#### 2. Benefits derived as a result of the above R&D

- Access to New opportunities for BS VI engine
- Enhancing the wide product range with latest technology.
- Significant improvement in yield by reduction in breakage.
- Ensuring Zero defect to customer.
- Business growth and enhance wide product variety in market.

#### Technology Absorption, adaptation and innovation

- Benchmarking for best industry practices
- Engaging with industry experts and technology suppliers for technical inputs
- Systematic adaptation and application of Six-Sigma methodology for quality improvement.

The benefits derived are continuous up-gradation of technology, cost reduction, competitive edge, import substitution and these have helped the Company to achieve the following:

- Improvement in cost competitiveness
- Better customer satisfaction
- Protection of environment and natural resources
- Reduced dependency on overseas suppliers

### C. Foreign Exchange earnings and Outgo:

The foreign exchange earnings and outgo during the year are as under:

Particulars	FY 2022-23 Amount in MINAR	FY 2021-22 Amount in MINAR
Foreign Exchange Earnings	206.9	203.5
Foreign Exchange Outgo	37.7	56.3

### 18. PARTICULARS OF EMPLOYEES:

There are no employees in the company who were in receipt of the remuneration exceeding the limits as prescribed in Section 197 (12) of the Companies Act, 2013, read with Rule 5(2) and 5(3) of the The Companies (Appointment and Remuneration of Managerial Personnel) Rules, 2014 including any amendments, if any.

### 19. EMPLOYEE RELATION:

Relation with employees at all levels was cordial and responsive during the year under review. Your Company attaches great importance and value to its human resources and their development.

### 20. DISCLOSURES UNDER SEXUAL HARASSMENT OF WOMEN AT WORKPLACE (PREVENTION, PROHIBITION & REDRESSAL) ACT, 2013:

The Company has displayed and educated employees regarding the new Act i.e. Sexual Harassment of Women at Workplace (Prevention, Prohibition & Redressal) Act, 2013.

Further during the period under review the Company has neither received any complaints nor have any cases been filed by any of the employees of the Company.

### 21. FRAUD REPORTING (REQUIRED BY COMPANIES AMENDMENT BILL, 2014):

During the year under the review no fraudulent activities have occurred in the Company. Hence, no reporting by the Board was required to be made.

### 22. MATERIAL ORDERS BY TRIBUNALS OR OTHER REGULATORY BODY:

During the period under review the Company has not received any significant and material order passed by the regulators or courts or tribunals affecting the going concern status and Company's operation in future.

### 23. ANNUAL RETURN EXTRACTS:

A copy of the annual return will be uploaded on the website of the company, [www.anandgroupindia.com/anandipower](http://www.anandgroupindia.com/anandipower).

### 24. AUDITORS:

M/s B K Khare & Co., Chartered Accountants, Mumbai (FRN: 105102W) were appointed for a period of 5 years in the Annual General Meeting held for the Financial year 2020-21 under the provisions of Section 139 (1).

### 25. COST AUDITORS:

As per Section 148 of the Act, the Company is required to have the audit of its cost records conducted by a Cost Accountant. The Board of Directors of the Company has on the recommendation of the Audit Committee, approved the appointment of M/s. Sachin R. Tarle and Co., Cost Accountants, Nashik as Cost Auditors (FRN. 002887) of the Company for Financial year 2022-23 to conduct cost audits for relevant products prescribed under the Companies (Cost Records and Audit) Rules, 2014 for the financial year ending March 31, 2023.

The Board on recommendations of the Audit Committee have approved the remuneration payable to the Cost Auditor, subject to ratification of their remuneration by the Members at the forthcoming AGM. Please refer to item no. 3 of the Notice.

M/s. Sachin R. Tarle and Co, have, under Section 139(1) of the Act and the Rules framed thereunder furnished a certificate of their eligibility and consent for appointment. The cost accounts and records of the Company are duly prepared and maintained as required under Section 148(1) of Act.

### 26. EXPLANATION TO REMARKS / COMMENTS ON AUDITORS REPORT:

No qualification, reservation or adverse Remark has been provided by the statutory auditor in their report.

**27. SUBSIDIARIES, JOINT VENTURES OR ASSOCIATES:**

Your Company does not have any Subsidiaries, Joint Ventures or Associates during the period under review.

**28. MATERIAL CHANGES AND COMMITMENTS:**

During the period under review there were no material changes or commitments affecting the Financial position of the Company which have occurred between the end of the Financials Year of the Company to which the Financial Statements relate and the date of this report. Impact of COVID 19 is separately covered as below.

**29. DIRECTORS RESPONSIBILITY STATEMENT:**

Pursuant to the provisions of Section 134 (5) the Directors hereby confirmed that:

- a. In the preparation of the annual accounts for the year ended 31<sup>st</sup> March 2023, the applicable accounting standards read with requirements set out under Schedule III to the Act have been followed along with proper explanation relating to material departures; and there are no material departures from the same.
- b. The Directors have selected such accounting policies and applied them consistently and made judgments and estimates that are reasonable and prudent, to give a true and fair view of the state of affairs of the Company at the end of the financial year and of the profit of the Company for that period
- c. The Directors have taken proper and special care for the maintenance of adequate accounting records in accordance with the provisions of this act for safeguarding the assets of the Company and for preventing / detecting fraud and other irregularities.
- d. The Directors have prepared the annual accounts on a going concern basis.
- e. The Directors have laid down internal financial controls followed by the Company and such financial controls are adequate and operating effectively.
- f. The Directors have devised proper systems to ensure compliance with the provisions of all applicable laws and that such systems are adequate and operating effectively.

**30. ACKNOWLEDGEMENTS:**

Your Directors take this opportunity to convey their thanks to the Company's valued Customers for the trust and confidence reposed by them in the Company.

Your Directors also wish to sincerely thank the Bankers, Suppliers, Statutory Auditors, Consultants and Shareholders for their continued support and co-operation.

Your Directors acknowledge the support of all Government, Semi- Government and other Statutory Authorities during the year under review and look forward to have the same support in future too.

Your Directors also wish to place on record their appreciation of the devotion, dedication and sense of commitment shown by the employees at all levels and the contribution made by them towards growth and smooth operations of the Company.

BY THE ORDER OF BOARD OF DIRECTORS  
FOR ANAND I-POWER LIMITED

Place: Nashik  
Date: May 29, 2023

**MAHENDRA K. GOYAL**  
DIRECTOR  
(DIN: 02605616)

**MAYUR BUMB**  
WHOLE TIME DIRECTOR  
(DIN: 08033248)

# Annexure I

- Details relating to Deposits accepted by the Company are as follows:

(₹ In Million)

Sr. No.	Particulars	Details
1.	Amount of Deposits accepted during the year.	Nil
2.	Amount of Deposits remained unpaid or unclaimed during the year. <ul style="list-style-type: none"><li>• Interest</li><li>• Deposit Amount</li></ul>	Nil Nil
3.	Whether there has been any default in repayment of deposits or interest thereon; and if so the number of times and the total amount involved- a) At the beginning of the year b) Maximum during the year c) At the end of the year	Nil
4.	Details of deposits which are not in compliance with Chapter V of this Act.	Nil

BY THE ORDER OF BOARD OF DIRECTORS  
FOR ANAND I-POWER LIMITED

Place: Nashik

Date: May 29, 2023

**MAHENDRA K. GOYAL**

DIRECTOR

(DIN: 02605616)

**MAYUR BUMB**

WHOLE TIME DIRECTOR

(DIN: 08033248)



## Annexure II

(Pursuant to clause [h] of sub-section 134 of the Companies act, 2013 and Rule 8[2] of the Companies {Accounts} Rules, 2014).

**Form for disclosure of particulars of contracts/arrangements entered into by the company with related parties referred to in sub-section (1) of the section 188 of the Companies Act, 2013 including certain arm's length transaction under third proviso thereto.**

- I. Details of contracts or arrangements or transactions not at arm's length basis: - **N.A**
- II. Details of material contracts or arrangement or transaction at arm's length basis during the Financial Year 2022-23:

(₹ In Million)

Name(s) of the related party and nature of relationship	Nature of contract/ arrangement/ transaction	Duration of the contracts /arrangement /transaction	Date(s) of the approval by the board if any	Amount paid as advances, if any	Salient terms of the contracts or arrangement or transaction including the value, if any
Gabriel India Limited	<b>Amount Debited by Anand I-Power</b>		26-05-2022	NIL	0.13
	Recovery For Use of Transit House & other exp	Continuous	14-07-2022 31-10-2022 30-01-2023		
Anand Automotive Private Limited	<b>Amount Credited by Anand I-Power</b>			NIL	
	Training Expenses, Other Professional Services, Advertising expenses, Membership	Continuous			1.84
	Use Of Transit House, Travel, Car Hire, DPU Charges	Continuous	26-05-2022 14-07-2022 31-10-2022 30-01-2023		1.55
	<b>Amount Debited by Anand I-Power</b>				
	Recovery For Use Of Transit House & Travel Expenses	Continuous			0.81
Dana Anand India Private Limited (Formerly Spicer India Private Ltd)	<b>Amount Credited by Anand I-Power</b>			NIL	
	Purchase Of Raw Material	Continuous	26-05-2022 14-07-2022 31-10-2022 30-01-2023		28.70
	<b>Amount Debited by Anand I-Power</b>				
	Sale of Finished Goods	Continuous			207.43
Haldex Anand India Private Limited	<b>Amount Credited by Anand I-Power</b>			NIL	
	Purchase Of Raw Material	Continuous	26-05-2022 14-07-2022 31-10-2022 30-01-2023		31.08
	<b>Amount Debited by Anand I-Power</b>				
	Recovery of use of Transit House	Continuous			0.01
	Reimbursement Of Expenses	Continuous			10.89
Asia Investments Pvt Ltd	<b>Amount Credited by Anand I-Power</b>			NIL	
	Paid for Software usage charges	Continuous	26-05-2022 14-07-2022 31-10-2022 30-01-2023		0.41

BY THE ORDER OF BOARD OF DIRECTORS  
FOR ANAND I-POWER LIMITED

Place: Nashik  
Date: May 29, 2023

**MAHENDRA K. GOYAL**  
DIRECTOR  
(DIN: 02605616)

**MAYUR BUMB**  
WHOLE TIME DIRECTOR  
(DIN: 08033248)

# Independent Auditors' Report

## TO THE MEMBERS OF ANAND I-POWER LIMITED

### Report on the audit of financial statements

#### Opinion

We have audited the accompanying Financial Statements of Anand I-Power Limited ("the Company"), which comprise the Balance Sheet as at March 31, 2023, the Statement of Profit and Loss including Other Comprehensive Income, the Statement of Cash Flows and the Statement of Changes in Equity for the year then ended, and a summary of significant accounting policies and other explanatory information (herein after referred to as "the Financial Statements").

In our opinion and to the best of our information and according to the explanations given to us, the aforesaid Financial Statements give the information required by the Companies Act, 2013 ("the Act") in the manner so required and give a true and fair view in conformity with the Indian Accounting Standards prescribed under Section 133 of the Act read with the Companies (Indian Accounting Standards) Rules, 2015 as amended ("Ind AS") and other accounting principles generally accepted in India, of the state of affairs of the Company as at March 31, 2023, its loss and total comprehensive income, its changes in equity and its cash flows for the year ended on that date.

#### Basis for Opinion

We conducted our audit of the Financial Statements in accordance with the Standards on Auditing specified under Section 143(10) of the Act (SAs). Our responsibilities under those Standards are further described in the 'Auditors' Responsibilities for the Audit of the Financial Statements' section of our report. We are independent of the Company in accordance with the Code of Ethics issued by the Institute of Chartered Accountants of India ("the ICAI") together with the ethical requirements that are relevant to our audit of the Financial Statements under the provisions of the Act and the Rules made thereunder, and we have fulfilled our other ethical responsibilities in accordance with these requirements and the ICAI's Code of Ethics. We believe that the audit evidence obtained by us is sufficient and appropriate to provide a basis for our audit opinion on the Financial Statements.

#### Information other than the Financial Statements and Auditors' Report thereon

The Company's Board of Directors is responsible for the other information. The other information comprises the Directors Report and the related annexures, but does not include the Financial Statements and our Auditors' Report thereon.

Our opinion on the Financial Statements does not cover the other information and we do not express any form of assurance conclusion thereon.

In connection with our audit of the Financial Statements, our responsibility is to read the other information and, in doing so, consider whether the other information is materially inconsistent with the Financial Statements or our knowledge obtained during the course of our audit or otherwise appears to be materially misstated.

If, based on the work we have performed, we conclude that there is a material misstatement of this other information, we are required to report that fact. We have nothing to report in this regard.

#### Responsibilities of management for the Financial Statements

The Company's Board of Directors is responsible for the matters stated in Section 134(5) of the Act with respect to the preparation of these Financial Statements that give a true and fair view of the financial position, financial performance including other comprehensive income, changes in equity and cash flows of the Company in accordance with the accounting principles generally accepted in India.

This responsibility also includes maintenance of adequate accounting records in accordance with the provisions of the Act for safeguarding the assets of the Company and for preventing and detecting frauds and other irregularities; selection and application of appropriate accounting policies; making judgments and estimates that are reasonable and prudent; and design, implementation and maintenance of adequate internal financial controls, that were operating effectively for ensuring the accuracy and completeness of the accounting records, relevant to the preparation and presentation of the Financial Statements that give a true and fair view and are free from material misstatement, whether due to fraud or error.

In preparing the Financial Statements, management is responsible for assessing the Company's ability to continue as a going concern, disclosing, as applicable, matters related to going concern and using the going concern basis of accounting unless management either intends to liquidate the Company or to cease operations, or has no realistic alternative but to do so.

Those Board of Directors are also responsible for overseeing the Company's financial reporting process.

## **Auditors' Responsibilities for the audit of the Financial Statements**

Our objectives are to obtain reasonable assurance about whether the Financial Statements as a whole are free from material misstatement, whether due to fraud or error, and to issue an auditors' report that includes our opinion. Reasonable assurance is a high level of assurance, but is not a guarantee that an audit conducted in accordance with SAs will always detect a material misstatement when it exists. Misstatements can arise from fraud or error and are considered material if, individually or in the aggregate, they could reasonably be expected to influence the economic decisions of users taken on the basis of these Financial Statements.

As part of an audit in accordance with SAs, we exercise professional judgment and maintain professional skepticism throughout the audit.

We also:

- Identify and assess the risks of material misstatement of the Financial Statements, whether due to fraud or error, design and perform audit procedures responsive to those risks, and obtain audit evidence that is sufficient and appropriate to provide a basis for our opinion. The risk of not detecting a material misstatement resulting from fraud is higher than for one resulting from error, as fraud may involve collusion, forgery, intentional omissions, misrepresentations, or the override of internal control.
- Obtain an understanding of internal financial controls relevant to the audit in order to design audit procedures that are appropriate in the circumstances. Under Section 143(3)(i) of the Act, we are also responsible for expressing our opinion on whether the Company has adequate internal financial controls system in place and the operating effectiveness of such controls.
- Evaluate the appropriateness of accounting policies used and the reasonableness of accounting estimates and related disclosures made by the management.
- Conclude on the appropriateness of management's use of the going concern basis of accounting and, based on the audit evidence obtained, whether a material uncertainty exists related to events or conditions that may cast significant doubt on the Company's ability to continue as a going concern. If we conclude that a material uncertainty exists, we are required to draw attention in our auditors' report to the related disclosures in the Financial Statements or, if such disclosures are inadequate, to modify our opinion. Our conclusions are based on the audit evidence obtained up to the date of our auditors' report. However, future events or conditions may cause the Company to cease to continue as a going concern.
- Evaluate the overall presentation, structure and contents of the Financial Statements, including the disclosures, and whether the Financial Statements represent the underlying transactions and events in a manner that achieves fair presentation.

Materiality is the magnitude of misstatements in the Financial Statements that, individually or in aggregate, makes it probable that the economic decisions of a reasonably knowledgeable user of the Financial Statements may be influenced. We consider quantitative materiality and qualitative factors in (i) planning the scope of our audit work and in evaluating the results of our work; and (ii) to evaluate the effect of any identified misstatements in the Financial Statements.

We communicate with those charged with governance regarding, among other matters, the planned scope and timing of the audit and significant audit findings, including any significant deficiencies in internal control that we identify during our audit.

We also provide those charged with governance with a statement that we have complied with relevant ethical requirements regarding independence, and to communicate with them all relationships and other matters that may reasonably be thought to bear on our independence, and where applicable, related safeguards.

## **Report on other Legal and Regulatory Requirements**

1. As required by the Companies (Auditor's Report) Order, 2020 ("the Order"), issued by the Central Government of India in terms of sub-section (11) of Section 143 of the Act and on the basis of such checks of the books and records of the Company as we considered appropriate and according to the information and explanations given to us, we give in Annexure A, a statement on the matters specified in paragraphs 3 and 4 of the Order, to the extent applicable.
2. As required by Section 143(3) of the Act, we report that:
  - (a) We have sought and obtained all the information and explanations which to the best of our knowledge and belief were necessary for the purposes of our audit.
  - (b) In our opinion, proper books of account as required by law have been kept by the Company so far as it appears from our examination of those books.
  - (c) The Balance Sheet, the Statement of Profit and Loss including Other Comprehensive Income, the Statement of Changes in Equity and the Statement of Cash Flows dealt with by this report are in agreement with the books of account.

- (d) In our opinion, the aforesaid Financial Statements comply with the Accounting Standards specified under Section 133 of the Act.
- (e) On the basis of the written representations received from the directors as on March 31, 2023, taken on record by the Board of Directors, none of the directors is disqualified as on March 31, 2023 from being appointed as a director in terms of Section 164(2) of the Act.
- (f) With respect to the adequacy of the internal financial controls with reference to Financial Statements of the Company and the operating effectiveness of such controls, refer to our separate report in Annexure B. Our report expresses an unmodified opinion on the adequacy and operating effectiveness of the Company's internal financial controls with reference to Financial Statements.
- (g) The Company has not paid/provided any remuneration to managerial personnel as defined in the Act. Accordingly, the provisions of Section 197 of the Act related to the managerial remuneration are not applicable to the Company.
- (h) With respect to the other matters to be included in the Auditors' Report in accordance with the requirements of Rule 11 of the Companies (Audit and Auditors) Rules, 2014, as amended, in our opinion and to the best of our information and according to the explanations given to us:
- (i) The Company has disclosed the impact of pending litigations on its financial position in its Financial Statements – Refer Note 33 to the Financial Statements;
- (ii) The Company did not have any long-term contracts including derivative contracts for which there were any material foreseeable losses;
- (iii) There has been no delay in transferring amounts, required to be transferred to the Investor Education and Protection Fund by the Company;
- (iv) (a) The management has represented that, to the best of its knowledge and belief, no funds have been advanced or loaned or invested (either from borrowed funds or share premium or any other sources or kind of funds) by the Company to or in any other person(s) or entity(ies), including foreign entities ("Intermediaries"), with the understanding, whether recorded in writing or otherwise, that the Intermediary shall, whether, directly or indirectly lend or invest in other persons or entities identified in any manner whatsoever by or on behalf of the Company ("Ultimate Beneficiaries") or provide any guarantee, security or the like on behalf of the Ultimate Beneficiaries;
- (b) The management has represented that, to the best of its knowledge and belief, no funds have been received by the Company from any person(s) or entity(ies), including foreign entities ("Funding Parties"), with the understanding, whether recorded in writing or otherwise, that the Company shall, whether, directly or indirectly, lend or invest in other persons or entities identified in any manner whatsoever by or on behalf of the Funding Party ("Ultimate Beneficiaries") or provide any guarantee, security or the like on behalf of the Ultimate Beneficiaries;
- (c) Based on such audit procedures that we considered reasonable and appropriate in the circumstances, nothing has come to our notice that has caused us to believe that the representations under sub-clause (a) and (b) contain any material misstatement; and
- (v) The Company has not declared / paid / declared and paid any dividend during the year.
- (vi) As proviso to Rule 3(1) of the Companies (Accounts) Rules, 2014 relating to audit trail feature of the Company's accounting software is applicable to the Company only with effect from financial year beginning April 1, 2023, the reporting under Clause (g) of Rule 11 of the Companies (Audit and Auditors) Rules, 2014 is not applicable for the current year.

**For B. K. Khare & Co.**  
Chartered Accountants  
Firm Registration No. 105102W

**Aniruddha Joshi**  
Partner  
Membership Number: 040852  
UDIN: 23040852BGURDF3886

Place : Mumbai  
Date : May 29, 2023

# Annexure A to Independent Auditors' Report

[Referred to in paragraph 1 under 'Report on other Legal and Regulatory Requirements' section of our report of even date]

1. (a) (A) According to the information and explanations given to us, the Company has maintained proper records showing full particulars, including quantitative details and situation of property, plant and equipment.  
(B) According to the information and explanations given to us, the Company has maintained proper records showing full particulars of intangible assets.  
(b) The Company has a regular programme for physical verification of its property, plant and equipment by which the property, plant and equipment are verified by the management according to a phased programme designed to cover all the items over a period of three years. In our opinion, this periodicity of physical verification is reasonable having regard to the size of the Company and the nature of its property, plant and equipment. In accordance with the programme, the Company has physically verified certain property, plant and equipment during the financial year and no material discrepancies were noticed on such verification.  
(c) According to the information and explanations given to us, the title deeds of immovable properties (other than properties where the company is the lessee and the lease agreements are duly executed in favour of the lessee) are held in the name of the Company.  
(d) According to the information and explanations given to us, the Company has not revalued any of its Property, Plant and Equipment (including Right of Use assets) or intangible assets or both during the year.  
(e) Based on the audit procedures performed by us and according to the information, explanations and representations given to us, no proceedings have been initiated or are pending against the Company for holding any benami property under the Benami Transactions (Prohibition) Act, 1988 (45 of 1988) and rules made thereunder.
2. (a) According to the information and explanations given to us, the inventory comprising of raw materials, work-in-progress and finished goods has been physically verified at reasonable intervals by the management during the year. In our opinion, the coverage and procedure of such verification by the management is appropriate and no discrepancies of 10% or more in the aggregate for each class of inventory were noticed on such verification between the physical inventory and the book records.  
(b) According to the information and explanations given to us, the Company has been sanctioned working capital limits in excess of five crore rupees, in aggregate, from Axis Bank Limited on the basis of security of inventory and trade receivables during the year. The statements of inventory and trade receivables filed by the Company with Axis Bank Limited on a quarterly basis are materially in agreement with the unaudited books of account as certified by the management.
3. (a) According to the information and explanations given to us, during the year, the Company has not provided any guarantee or security or granted any loans or advances in the nature of loans, secured or unsecured, to companies, firms, Limited Liability Partnerships or any other parties. Accordingly, the reporting under Clauses 3(iii)(a) of the Order is not applicable to the Company.  
(b) According to the information and explanations given to us, the terms and conditions of the investment made by the Company during the year is not prejudicial to the Company's interest.  
(c) According to the information and explanations given to us, the Company has not provided any guarantee or security or granted any loans or advances in the nature of loans, secured or unsecured, to companies, firms, Limited Liability Partnerships or any other parties during the year. Accordingly, the reporting under Clauses 3(iii)(c) to 3(iii)(f) of the Order is not applicable to the Company
4. According to the information and explanations given to us, the Company has not granted any loans or made any investments or provided any guarantees or security to the parties covered under Sections 185 and 186 of the Act. Accordingly, the reporting under Clause 3(iv) of the Order is not applicable to the Company.
5. According to the information and explanations given to us, the Company has not accepted deposits under the provisions of Sections 73 to 76 or any other relevant provisions of the Act and the rules framed thereunder. Accordingly, the reporting under Clause 3(v) of the Order is not applicable to the Company.
6. The maintenance of cost records has been specified by the Central Government under sub-section (1) of Section 148 of the Act for the products of the Company. We have broadly reviewed the cost records maintained by the Company pursuant to the Companies (Cost Records and Audit) Rules, 2014, as amended, specified by the Central Government under sub-section (1) of Section 148 of the Act and are of the opinion that, prima facie, the prescribed cost records have been made and maintained. We have, however, not made a detailed examination of the cost records with a view to determine whether they are accurate or complete.

7. (a) According to the information and explanations given to us and on the basis of our examination of records of the Company, the amounts deducted / accrued in the books of account in respect of undisputed statutory dues including Goods and Services Tax, Provident Fund, Employees' State Insurance, Income-tax, Cess and other material statutory dues have been regularly deposited during the year by the Company with the appropriate authorities. According to the information and explanations given to us and on the basis of our examination of records of the Company, there were no undisputed statutory dues payable in respect of Sales tax, Service tax, Duty of Customs, Duty of Excise and Value Added Tax.

According to the information and explanations given to us and on the basis of our examination of records of the Company, there were no arrears of undisputed statutory dues in respect of Goods and Services Tax, Provident fund, Employees' State Insurance, Income-tax, Cess and other material statutory dues as on the last day of the financial year for a period of more than six months from the date they became payable.

- (b) According to the information and explanations given to us and on the basis of our examination of records of the Company, there are no statutory dues in respect of Goods and Services Tax, Provident Fund, Employees' State Insurance, Sales tax, Income-tax, Cess and any other material statutory dues as at March 31, 2023, which have not been deposited with the appropriate authorities on account of any dispute. The statutory dues in respect of Income-tax as at March 31, 2023, which have not been deposited with the appropriate authorities on account of a dispute, are as under :

Name of the statute	Nature of dues	Net Amount (₹)	Period to which the amount relates	Forum where the dispute is pending
The Finance Act, 1994	Service tax	62,92,614	FY 2006 to 2009	Commissioner, CGST & Central Excise Nashik
	Excise duty on sales tax deferral scheme.	16,58,130	1999-00 to 2007-08	Deputy Commissioner, Central Excise, Customs and Service tax, Satpur II - Nasik.
	Service Tax	95,57,526	2010 to 2014	Commissioner of Central Excise & Customs Nagpur - Audit II Commissionerate
	Service Tax	4,82,953	2004-05 to 2011	Dy. Commissioner of CGST & Central Excise, Nasik.
The AP VAT Act, 2005	VAT liability for differential rate	27,78,969	2008-09 to 2010-11	Tribunal, Hyderabad
		27,96,489	2010-11 to 2013-14 (Nov 13)	Tribunal, Hyderabad
		19,56,617	Dec 13 to Nov 15	Tribunal, Hyderabad
The Central Sales Tax Act, 1956	CST liability for C-form	3,27,029	2014-15	CTO Nanapally
		5,63,142	2009-10	Maharashtra Sales Tax Tribunal
	CST Liability for non-submission of forms & differential rate of tax	4,41,719	2010-11	Maharashtra Sales Tax Tribunal
		15,50,075	2011-12	Maharashtra Sales Tax Tribunal
		20,81,420	2013-14	Jt. Commissioner of Sales Tax (Appeals), Nasik
		9,39,025	2014-15	Maharashtra Sales Tax Tribunal
		28,40,903	2015-16	Maharashtra Sales Tax Tribunal
		73,45,361	2016-17	Jt. Commissioner of Sales Tax (Appeals), Nasik Division, Nasik.
34,41,068	2017-18	Deputy Commissioner, of state tax, Nasik.		

Name of the statute	Nature of dues	Net Amount (₹)	Period to which the amount relates	Forum where the dispute is pending
Maharashtra Value Added Tax, 2002	VAT liability for differential rate	93,34,674	2009-10	Maharashtra Sales Tax Tribunal
		1,11,46,225	2010-11	Maharashtra Sales Tax Tribunal
		55,42,829	2011-12	Maharashtra Sales Tax Tribunal
		94,84,842	2012-13	Jt. Commissioner of Sales Tax (Appeals), Nasik
		62,99,817	2013-14	Jt. Commissioner of Sales Tax (Appeals), Nasik
		1,15,85,297	2014-15	Maharashtra Sales Tax Tribunal
		85,57,593	2015-16	Maharashtra Sales Tax Tribunal
		57,00,350	2016-17	Maharashtra Sales Tax Tribunal
		22,32,406	2017-18	Deputy Commissioner, of state tax, Nasik.
Uttar Pradesh Value Added Tax Act, 2008	VAT liability for differential rate	22,34,157	2008-09 to 2010-11	High Court

8. According to the information and explanations given to us, there are no transactions not recorded in the books of account which have been surrendered or disclosed as income during the year in the tax assessments under the Income-tax Act, 1961. Accordingly, the reporting under Clause 3(viii) of the Order is not applicable to the Company.
9. (a) According to the information and explanations given to us and based on the audit procedures performed by us, the Company has not defaulted in repayment of loans or other borrowings or in the payment of interest thereon to any lender during the year.
- (b) According to the information and explanations given to us, the Company has not been declared a wilful defaulter by any bank or financial institution or any other lender till the date of our audit report.
- (c) In our opinion and according to the information and explanations given to us, the term loans have been applied for the purpose for which the loans were obtained.
- (d) In our opinion and according to the information and explanations given to us and on an overall examination of the Balance Sheet of the Company, we report that funds raised on short-term basis have not been utilized for long- term purposes as at the Balance Sheet date.
- (e) The Company does not have any subsidiaries, joint ventures or associates. Accordingly, the reporting under Clauses 3(ix)(e) and 3(ix)(f) of the Order is not applicable to the Company.
10. (a) According to the information and explanations given to us, the Company has not raised any moneys by way of initial public offer or further public offer (including debt instruments) during the year. Accordingly, the reporting under Clause 3(x)(a) of the Order is not applicable to the Company.
- (b) According to the information and explanations given to us, the Company has not made any preferential allotment or private placement of shares or convertible debentures (fully, partially or optionally convertible) during the year. Accordingly, the reporting under Clause 3(x)(b) of the Order is not applicable to the Company.
11. (a) During the course of our examination of the books and records of the Company, carried out in accordance with the generally accepted auditing practices in India and according to the information and explanations given to us, we have neither come across any instance of material fraud by the Company or on the Company noticed or reported during the year, nor have we been informed of any such case by the management.
- (b) There has been no report filed by us under sub-section (12) of Section 143 of the Act in Form ADT-4 as prescribed under Rule 13 of the Companies (Audit and Auditors) Rules, 2014 with the Central Government. Accordingly, the reporting under Clause 3(xi)(b) of the Order is not applicable to the Company.
- (c) As represented to us by the management, no whistle blower complaints were received by the Company during the year.
12. According to the information and explanations given to us, the Company is not a Nidhi company and the Nidhi Rules, 2014 are not applicable to it. Accordingly, the reporting under Clause 3(xii) of the Order is not applicable to the Company.

13. In our opinion and according to the information and explanations given to us, the Company has entered into transactions with related parties in compliance with the provisions of Sections 177 and 188 of the Act. The details of such related party transactions have been disclosed in the Financial Statements as required by Indian Accounting Standard (Ind AS) 24, Related Party Disclosures specified under Section 133 of the Act.
14. (a) In our opinion and according to the information and explanations given to us and based on our examination, the Company has an internal audit system commensurate with the size and nature of its business.  
(b) We have considered the Internal Audit reports of the Company issued till date for the period under audit.
15. According to the information and explanations given to us, the Company has not entered into any non-cash transactions with its directors or directors of its holding company or persons connected with them during the year and hence, the provisions of Section 192 of the Act are not applicable to the Company. Accordingly, the reporting under Clause 3(xv) of the Order is not applicable to the Company.
16. (a) According to the information and explanations given to us, the Company is not required to be registered under Section 45-IA of the Reserve Bank of India Act, 1934. Accordingly, the reporting under Clause 3(xvi)(a) of the Order is not applicable to the Company.  
(b) In our opinion and according to the information and explanations given to us, the Company has not conducted any Non-Banking Financial or Housing Finance activities. Accordingly, the reporting under Clause 3(xvi)(b) of the Order is not applicable to the Company.  
(c) In our opinion and according to the information and explanations given to us, the Company is not a Core Investment Company (CIC) as defined in the regulations made by the Reserve Bank of India. Accordingly, the reporting under Clauses 3(xvi)(c) and 3(xvi)(d) of the Order is not applicable to the Company.
17. In our opinion and according to the information and explanations given to us, the Company has not incurred cash losses in the current financial year as well as in the immediately preceding financial year. Accordingly, the reporting under Clause 3(xvii) of the Order is not applicable to the Company.
18. There has been resignation of the statutory auditors during the year. There are no issues, objections or concerns raised by the outgoing auditors.
19. According to the information and explanations given to us and on the basis of the financial ratios, ageing and expected dates of realisation of financial assets and payment of financial liabilities, other information accompanying the financial statements, our knowledge of the Board of Directors and management plans and based on our examination of the evidence supporting the assumptions, nothing has come to our attention, which causes us to believe that any material uncertainty exists as on the date of the audit report that the Company is not capable of meeting its liabilities existing at the date of Balance Sheet as and when they fall due within a period of one year from the Balance Sheet date. We, however, state that this is not an assurance as to the future viability of the Company. We further state that our reporting is based on the facts up to the date of the audit report and we neither give any guarantee nor any assurance that all liabilities falling due within a period of one year from the Balance Sheet date, will get discharged by the Company as and when they fall due.
20. According to the information and explanations given to us, the provisions of Section 135 of the Act relating to expenditure on corporate social responsibility are not applicable to the Company for the current financial year. Accordingly, the reporting under Clauses 3(xx)(a) and 3(xx)(b) of the Order is not applicable to the Company.

**For B. K. Khare & Co.**  
Chartered Accountants  
Firm Registration No. 105102W

**Aniruddha Joshi**  
Partner  
Membership Number: 040852  
UDIN: 23040852BGURDF3886

Place : Mumbai  
Date : May 29, 2023



# Annexure B to Independent Auditors' Report

[Referred to in paragraph 2(f) under 'Report on other Legal and Regulatory Requirements' section of our report of even date]

## **Report on the Internal Financial Controls with reference to financial statements under Clause (i) of sub-section (3) of Section 143 of the Companies Act, 2013 ("the Act")**

We have audited the internal financial controls with reference to financial statements of Anand I-Power Limited ("the Company") as of March 31, 2023 in conjunction with our audit of the Financial Statements of the Company for the year ended on that date.

### **Management's Responsibility for Internal Financial Controls**

The Company's management is responsible for establishing and maintaining internal financial controls based on the internal control over financial reporting criteria established by the Company considering the essential components of internal control stated in the Guidance Note on Audit of Internal Financial Controls Over Financial Reporting issued by the Institute of Chartered Accountants of India. These responsibilities include the design, implementation and maintenance of adequate internal financial controls that were operating effectively for ensuring the orderly and efficient conduct of its business including adherence to the Company's policies, the safeguarding of its assets, the prevention and detection of frauds and errors, the accuracy and completeness of the accounting records, and the timely preparation of reliable financial information, as required under the Act.

### **Auditors' Responsibility**

Our responsibility is to express an opinion on the Company's internal financial controls with reference to financial statements of the Company based on our audit. We conducted our audit in accordance with the Guidance Note on Audit of Internal Financial Controls Over Financial Reporting ("the Guidance Note") issued by the Institute of Chartered Accountants of India and the Standards on Auditing prescribed under Section 143(10) of the Act, to the extent applicable to an audit of internal financial controls. Those Standards and the Guidance Note require that we comply with ethical requirements and plan and perform the audit to obtain reasonable assurance about whether adequate internal financial controls with reference to financial statements was established and maintained and if such controls operated effectively in all material respects.

Our audit involves performing procedures to obtain audit evidence about the adequacy of the internal financial controls system with reference to financial statements and their operating effectiveness. Our audit of internal financial controls with reference to financial statements included obtaining an understanding of internal financial controls with reference to financial statements, assessing the risk that a material weakness exists, and testing and evaluating the design and operating effectiveness of internal control based on the assessed risk. The procedures selected depend on the auditor's judgement, including the assessment of the risks of material misstatement of the financial statements, whether due to fraud or error.

We believe that the audit evidence we have obtained is sufficient and appropriate to provide a basis for our audit opinion on the Company's internal financial controls system with reference to financial statements.

### **Meaning of Internal Financial Controls with reference to financial statements**

A company's internal financial control with reference to financial statements is a process designed to provide reasonable assurance regarding the reliability of financial reporting and the preparation of financial statements for external purposes in accordance with generally accepted accounting principles. A company's internal financial control with reference to financial statements includes those policies and procedures that (1) pertain to the maintenance of records that, in reasonable detail, accurately and fairly reflect the transactions and dispositions of the assets of the Company; (2) provide reasonable assurance that transactions are recorded as necessary to permit preparation of financial statements in accordance with generally accepted accounting principles, and that receipts and expenditures of the Company are being made only in accordance with authorisations of management and directors of the Company; and (3) provide reasonable assurance regarding prevention or timely detection of unauthorised acquisition, use, or disposition of the Company's assets that could have a material effect on the financial statements.

### **Inherent Limitations of Internal Financial Controls with reference to financial statements**

Because of the inherent limitations of internal financial controls with reference to financial statements, including the possibility of collusion or improper management override of controls, material misstatements due to error or fraud may occur and not be detected. Also, projections of any evaluation of the internal financial controls with reference to financial statements to future periods are subject to the risk that the internal financial control with reference to financial statements may become inadequate because of changes in conditions, or that the degree of compliance with the policies or procedures may deteriorate.

### **Opinion**

In our opinion, to the best of our information and according to the explanations given to us, the Company has, in all material respects, an adequate internal financial controls system with reference to financial statements and such internal financial controls with reference to financial statements were operating effectively as at March 31, 2023, based on the criteria for internal financial control with reference to financial statements established by the Company considering the essential components of internal control stated in the Guidance Note on Audit of Internal Financial Controls Over Financial Reporting issued by the Institute of Chartered Accountants of India.

**For B. K. Khare & Co.**

Chartered Accountants

Firm Registration No. 105102W

**Aniruddha Joshi**

Partner

Membership Number: 040852

UDIN: 23040852BGURDF3886

Place : Mumbai

Date : May 29, 2023

# Balance Sheet as at March 31, 2023

(₹ in "Lakhs")

ASSETS	Particulars	Note No	As at March 31, 2023	As at March 31, 2022
<b>NON-CURRENT ASSETS</b>				
	Property, plant and equipment	4 (a)	6,095	5,461
	Right-of-use assets	4 (b)	24	28
	Capital work-in-progress	4 (a)	-	460
	Other intangible assets	4 (c)	23	11
	Financial assets			
	(a) Investment	5 (a)	165	168
	(b) Loans	5 (b)	22	25
	(c) Other financial assets	5 (c)	-	-
	Income tax assets (net)	6	367	347
	Other non-current assets	7	537	605
<b>Total non-current assets</b>			<b>7,233</b>	<b>7,105</b>
<b>CURRENT ASSETS</b>				
	Inventories Financial Assets	8	2,273	2,004
	(a) Trade receivables	9 (a)	2,899	1,898
	(b) Cash and cash equivalents	9 (b)	380	44
	(c) Bank balances other than (b) above	9 (c)	4	8
	(d) Loans	9 (d)	5	7
	(e) Other financial assets	9 (e)	26	13
	Other current assets	10	223	159
	Assets classified as held for sale	11	1	17
<b>Total current assets</b>			<b>5,811</b>	<b>4,150</b>
<b>Total assets</b>			<b>13,044</b>	<b>11,256</b>
<b>EQUITY AND LIABILITIES</b>				
	<b>Equity</b>			
	Equity share capital	12	333	333
	<b>Other equity</b>			
	Reserves and surplus	13	478	1,356
	Equity component of financial instrument	14(a)	428	428
<b>Total equity</b>			<b>1,239</b>	<b>2,117</b>
	<b>Liabilities</b>			
	<b>Non-current liabilities</b>			
	Financial liabilities			
	(a) Borrowings	14 (a)	2,594	3,405
	(b) Lease liabilities	4 (b)	(0)	2
	Provisions	15	315	315
<b>Total non-current liabilities</b>			<b>2,909</b>	<b>3,722</b>
<b>CURRENT LIABILITIES</b>				
	Financial liabilities			
	(a) Borrowings	16 (a)	1,928	1,371
	(b) Trade payables	16 (b)		
	- total outstanding dues of micro and small enterprises		71	30
	- total outstanding dues other than above		2,759	2,127
	(c) Lease liabilities	4 (b)	2	3
	(d) Other financial liabilities	16 (c)	3,625	1,426
	Other current liabilities	17	408	360
	Provisions	18	103	100
<b>Total current liabilities</b>			<b>8,896</b>	<b>5,417</b>
<b>Total liabilities</b>			<b>11,805</b>	<b>9,139</b>
<b>Total equity and liabilities</b>			<b>13,044</b>	<b>11,256</b>

The above balance sheet should be read in conjunction with the accompanying notes.

As per our report of even date attached

**For B. K. Khare & Co.**  
Chartered Accountants  
Firm Registration No. 105102W

**Aniruddha Mohan Joshi**  
Partner  
Membership No. 040852

**For and on behalf of the Board of Directors of ANAND I-Power Limited**

**Mahendra K. Goyal**  
Chairman  
(DIN: 02605616)

**Shankar Muguru Srikantiah**  
Director  
(DIN: 02306859)

**Mayur Bumb**  
Whole Time Director  
(DIN: 08033248)

**Sujeet Kumar Tripathy**  
Chief Financial Officer

**Anshul Bhargava**  
Company Secretary

Place : Mumbai  
Date : May 29, 2023

Place : Nashik  
Date : May 29, 2023

# Statement of Profit and Loss for the year ended March 31, 2023

(₹ in "Lakhs")

Particulars	Note No	For the year ended March 31, 2023	For the year ended March 31, 2022
<b>INCOME:</b>			
Revenue from operations	19	14,477	10,597
Other income	20	77	186
<b>Total income</b>		<b>14,554</b>	<b>10,783</b>
<b>EXPENSES:</b>			
Cost of materials consumed	21	6,422	4,432
Changes in inventories of finished goods, work-in-progress and stock-in-trade	22	(226)	(500)
Employee benefit expense	23	2,505	2,166
Finance costs	24	533	253
Depreciation and amortisation expense	25	480	335
Other expenses	26	5,738	4,036
<b>Total expenses</b>		<b>15,452</b>	<b>10,722</b>
<b>Profit /(Loss) before exceptional item and tax</b>		<b>(898)</b>	<b>61</b>
Exceptional item (refer note 4 (a))		(0)	(41)
<b>Profit /(Loss) before tax</b>		<b>(898)</b>	<b>19</b>
<b>Total tax expense</b>	27		
- Current tax		-	-
- Deferred tax		-	-
- Tax adjustment of earlier years		-	3
<b>Total tax expense</b>		<b>-</b>	<b>3</b>
<b>Profit /(Loss) for the year</b>		<b>(898)</b>	<b>16</b>
<b>Other comprehensive income / (expenses)</b>			
Items that will not be reclassified to profit or (loss)			
- Re-measurement of post-employment benefit obligations	36	19	(50)
- Income tax relating to this item		-	-
<b>Other comprehensive income/(expenses) for the year, net of tax</b>		<b>19</b>	<b>(50)</b>
<b>Total comprehensive income/ (loss) for the year</b>		<b>(879)</b>	<b>(34)</b>
Earning Per Equity Share			
Basic and diluted	35	(2.64)	(0.10)

The above statement of profit and loss should be read in conjunction with the accompanying notes.

As per our report of even date attached

**For B. K. Khare & Co.**  
Chartered Accountants  
Firm Registration No. 105102W

**For and on behalf of the Board of Directors of ANAND I-Power Limited**

**Aniruddha Mohan Joshi**  
Partner  
Membership No. 040852

**Mahendra K. Goyal**  
Chairman  
(DIN: 02605616)

**Mayur Bumb**  
Whole Time Director  
(DIN: 08033248)

**Shankar Muguru Srikantiah**  
Director  
(DIN: 02306859)

**Sujeet Kumar Tripathy**  
Chief Financial Officer

**Anshul Bhargava**  
Company Secretary

Place : Mumbai  
Date : May 29, 2023

Place : Nashik  
Date : May 29, 2023

# Statement of Change in Equity for the year ended March 31, 2023

(₹ in "Lakhs")

## A. Equity Share Capital

	Notes	
<b>As at March 31, 2022</b>		<b>333</b>
Changes in equity share capital	12	-
<b>As at March 31, 2023</b>		<b>333</b>

## B. Other Equity

	Notes	Reserves & Surplus				Equity component of financial instrument (Preference share)	Total other equity
		Retained earnings	Revaluation reserve	Securities premium	General reserve		
<b>As at April 01, 2021</b>	13	(1,508)	8	1,501	1,390	428	<b>1,819</b>
Profit / (loss) for the year		16	-	-	-	-	<b>16</b>
<b>Other comprehensive income</b>							
Remeasurements of post-employment benefit obligations		(50)	-	-	-	-	<b>(50)</b>
<b>Total comprehensive income for the year</b>		<b>(1,542)</b>	<b>8</b>	<b>1,501</b>	<b>1,390</b>	<b>428</b>	<b>1,785</b>
Transfer from revaluation reserve		2	(2)	-	-	-	0
Issue of non-convertible non-cumulative preference shares		-	-	-	-	-	-
<b>As at March 31, 2022</b>		<b>(1,539)</b>	<b>6</b>	<b>1,501</b>	<b>1,390</b>	<b>428</b>	<b>1,785</b>
	Notes	Retained earnings	Revaluation reserve	Securities premium	General reserve	Equity component of financial instrument (Preference share)	Total other equity
<b>As at April 01, 2022</b>	13	(1,539)	6	1,501	1,390	428	<b>1,785</b>
Profit / (loss) for the year		(898)	-	-	-	-	<b>(898)</b>
<b>Other comprehensive income</b>							
Remeasurements of post-employment benefit obligations		19	-	-	-	-	<b>19</b>
<b>Total comprehensive income for the year</b>		<b>(2,418)</b>	<b>6</b>	<b>1,501</b>	<b>1,390</b>	<b>428</b>	<b>907</b>
Transfer from revaluation reserves		2	(2)	-	-	-	-
Issue of non-convertible non-cumulative preference shares		-	-	-	-	-	-
<b>As at March 31, 2023</b>		<b>(2,416)</b>	<b>4</b>	<b>1,501</b>	<b>1,390</b>	<b>428</b>	<b>907</b>

The above statement of changes in equity should be read in conjunction with the accompanying notes.

As per our report of even date attached

**For B. K. Khare & Co.**  
Chartered Accountants  
Firm Registration No. 105102W

**For and on behalf of the Board of Directors of ANAND I-Power Limited**

**Aniruddha Mohan Joshi**  
Partner  
Membership No. 040852

**Mahendra K. Goyal**  
Chairman  
(DIN: 02605616)

**Mayur Bumb**  
Whole Time Director  
(DIN: 08033248)

**Shankar Muguru Srikantiah**  
Director  
(DIN: 02306859)

**Sujeet Kumar Tripathy**  
Chief Financial Officer

**Anshul Bhargava**  
Company Secretary

Place : Mumbai  
Date : May 29, 2023

Place : Nashik  
Date : May 29, 2023

# Cash Flow Statement for the year ended March 31, 2023

(₹ in "Lakhs")

Particulars	Notes	Year ended March 31, 2023	Year ended March 31, 2022
<b>Cash flow from operating activities</b>			
Profit / (Loss) before income tax		(898)	61
<b>Adjustments for</b>			
Depreciation and amortisation expense	25	480	335
Provision for doubtful receivables	26	38	-
Gain on disposal of property, plant and equipment	20	(14)	(64)
Interest income	20	(3)	(86)
Finance costs	24	533	253
Net exchange differences	20	(7)	(6)
<b>Working capital adjustments</b>			
(Increase) / Decrease in inventories	8	(268)	(677)
(Increase) / Decrease in trade receivables	9 (a)	(1,032)	(456)
(Increase) / Decrease in loans	5 (b)	5	(8)
(Increase) / Decrease in other financial assets	9 (e)	(13)	15
(Increase) / Decrease in other current assets	10	(64)	21
(Increase) / Decrease in other non current assets	7	(16)	(24)
Increase / (decrease) in trade payables	16 (b)	671	678
Increase / (decrease) in other financial liabilities	16 (c)	1,582	288
Increase / (decrease) in provisions	18	22	(34)
Increase / (decrease) in current liabilities	17	48	105
<b>Cash generated from operations</b>		<b>1,064</b>	<b>401</b>
Income taxes paid (net of refunds received)	27	(19)	285
<b>Net cash inflow from operating activities</b>		<b>1,045</b>	<b>686</b>
<b>Cash flows from investing activities :</b>			
Investment in equity shares		3	(168)
Payments for property, plant and equipment	4 (a)	(651)	(1,897)
Proceeds from sale of property, plant and equipment	4 (a)	34	87
Interest received	20	3	86
<b>Net cash outflow from investing activities</b>		<b>(611)</b>	<b>(1,892)</b>

(₹ in "Lakhs")

Particulars	Notes	Year ended March 31, 2023	Year ended March 31, 2022
<b>Cash Flow from Financing activities</b>			
Proceeds from borrowings	14 (a)	380	1,397
Principal elements of lease payments	4 (b)	(3)	(3)
Interest paid	24	(479)	(202)
<b>Net cash inflow (outflow) from financing activities</b>		<b>(102)</b>	<b>1,192</b>
<b>Net increase (decrease) in cash and cash equivalents</b>		<b>332</b>	<b>(14)</b>
<b>Cash and cash equivalents at the beginning of the financial year</b>		<b>52</b>	<b>66</b>
<b>Cash and cash equivalents at the end of the year</b>		<b>384</b>	<b>52</b>
<b>Non-cash investing activities</b>			
Acquisition of right-of-use assets	4 (b)	-	-

**Reconciliation of cash and cash equivalents as per the cash flow statement**

Cash and cash equivalents as per above comprise of the following:

		Year ended March 31, 2023	Year ended March 31, 2022
Cash and cash equivalents	9 (b)	380	44
Bank balances other than above	9 (c)	4	8
<b>Balance per statement of cash flows</b>		<b>384</b>	<b>52</b>

The above Statement of Cashflow should be read in conjunction with the accompanying notes.

This is the Statement of Cashflow referred in our report of even date.

**For B. K. Khare & Co.**

Chartered Accountants

Firm Registration No. 105102W

**For and on behalf of the Board of Directors of ANAND I-Power Limited****Aniruddha Mohan Joshi**

Partner

Membership No. 040852

**Mahendra K. Goyal**

Chairman

(DIN: 02605616)

**Mayur Bumb**

Whole Time Director

(DIN: 08033248)

**Shankar Muguru Srikantiah**

Director

(DIN: 02306859)

**Sujeet Kumar Tripathy**

Chief Financial Officer

**Anshul Bhargava**

Company Secretary

Place : Mumbai

Date : May 29, 2023

Place : Nashik

Date : May 29, 2023

# Notes to the Financial Statements as on and for the year ended March 31, 2023

## 1. General Information

ANAND I-Power Limited (the 'Company') is engaged in manufacturing of Piston Rings and Castings which is a critical automotive component business. The Company is also engaged in manufacturing of oil pump cover and clutch plates. The Company has manufacturing plants in India and sells primarily in India, Europe and U.S.

## 2. Significant accounting policies

This note provides a list of the significant accounting policies adopted in the preparation of these financial statements. These policies have been consistently applied to the years presented, unless otherwise stated.

### i. Basis of Preparation

#### a) Compliance with Ind AS

The financial statements comply in all material aspects with Indian Accounting Standards (Ind AS) notified under Section 133 of the Companies Act, 2013 (the Act) [Companies (Indian Accounting Standards) Rules, 2015] and other relevant provisions of the Act.

The financial statements up to year ended March 31, 2023 were prepared in accordance with the accounting standards notified under Companies (Accounting Standard) Rules, 2006 (as amended) and other relevant provisions of the Act.

#### b) Historical Cost Convention

The financial statements have been prepared on historical cost basis, except for the following:

- certain financial assets and liabilities;
- defined benefit plans – plan assets measured at fair value

#### c) Classification of assets and liabilities

All assets and liabilities have been classified as current or non-current as per the Company's operating cycle and other criteria set out in the Schedule III (Division II) of the Companies Act, 2013. Based on the nature of products and the time between the acquisition of assets for processing and their realization in cash and cash equivalents, the Company has ascertained its operating cycle as twelve months for the purpose of current and non-current classification of assets and liabilities.

### ii. Segment Reporting

Operating segments are reported in a manner consistent with the internal reporting provided to the chief operating decision maker. The chief operating decision maker is the Company's Managing Director. Refer note 32 for segment information presented.

### iii. Foreign currency translation

#### a) Functional and presentation currency

Items included in the financial statements of the Company are measured using the currency of the primary economic environment in which the Company operates ('the functional currency'). The financial statements are presented in Indian National Rupee (INR), which is the Company's functional and presentation currency.

#### b) Transactions and balances

Foreign currency transactions are translated into the functional currency using the exchange rates at the dates of the transactions. Foreign exchange gains and losses resulting from the settlement of such transactions and from the translation of monetary assets and liabilities denominated in foreign currencies at year end exchange rates are recognized in profit or loss and presented in the Statement of Profit and Loss on a net basis.

Non-monetary items that are measured at fair value in a foreign currency are translated using the exchange rates at the date when the fair value was determined. Non-monetary assets and liabilities that are measured based on historical cost in a foreign currency are translated at the exchange rate at the date of the transaction.

#### iv. Revenue Recognition

##### a) Revenue from contracts with customers

Ind AS 115, Revenue from contracts with customers has been issued with effect from annual period beginning on or after April 1, 2018. The new standard deals with revenue recognition and establish principles for reporting useful information to users of financial statements about the nature, amount, timing and uncertainty of revenue and cash flows arising from an entity's contracts with customers. Revenue is recognized when a customer obtains control of a promised good or service and thus has the ability to direct the use and obtain the benefits from the good or service in an amount that reflects the consideration to which the entity expects to be entitled in exchange for those goods and services. A new five-step process must be applied before revenue can be recognized:

- Identify contracts with customers
- Identify the separate performance obligation.
- Determine the transaction price of the contract
- Allocate the transaction price to each of the separate performance obligations, and
- Recognize the revenue as each performance obligation is satisfied.

##### Transition

Using the modified retrospective approach, there was no adjustments required to the retained earnings as at April 1, 2018 due to adoption of Ind AS 115. Adoption of the Ind AS 115 did not have any material impact on the recognition and measurement of revenue and related items in the financial statements of the Company.

##### Revenue recognition policy

Revenue is recognised at point in time when control of goods is transferred to the customer - based on delivery terms, payment terms, customer acceptance and other indicators of control as mentioned above; at an amount that reflects the consideration which the Company expects to be entitled in exchange for those goods.

The timing of when the Company transfers the goods may differ from the timing of the customer's payment. Amounts disclosed as revenue are net of returns, trade allowances, rebates, taxes and amounts collected on behalf of third parties such as Goods and Services Tax (GST)

The Company does not expect to have any contracts where the period between the transfer of the goods or services to the customer and payment by the customer exceeds one year. As a consequence, the Company does not adjust any of the transaction prices for the time value of money.

##### Export Incentive

Export incentives are recognised at their fair value where there is a reasonable assurance that the incentive will be received, and the Company will comply with all attached conditions.

##### Other Income

Interest income from a financial asset is recognized when it is probable that the economic benefits will flow to the Company and the amount of income can be measured reliably. Interest income is accrued on a time basis, by reference to the principal outstanding and at the effective interest rate applicable, which is the rate that exactly discounts estimated future cash receipts through the expected life of the financial asset to that asset's net carrying amount on initial recognition.

Dividends are recognized in profit or loss only when the right to receive the payments is established, it is probable that the economic benefits associated with the dividend will flow to the Company, and the amount of the dividend can be measured reliably, which is generally when the shareholders approve the dividend.

#### v. Government Grant

Grants from the government are recognized at their fair value when there is a reasonable assurance that the grant will be received, and the Company will comply with all the attached conditions.



Government grant relating to income are deferred and recognized in the profit or loss over the period necessary to match them with the costs that they are intended to compensate and presented with other income. The company had received Capital Incentive from SICOM as a Capital Contribution amounting to INR. 20.00 Lakhs, against fixed asset investment in the year 1999-2000.

#### **Transition to Ind AS**

The company has fulfilled the conditions attached to the same. It has been grouped under Retained earnings on restatement as on 1<sup>st</sup> April 2018.

#### **vi. Income tax**

The income tax expense or credit for the period is the tax payable on the current period's taxable income based on the applicable income tax rate adjusted by changes in deferred tax assets and liabilities attributable to temporary differences and to unused tax losses.

The current income tax charge is calculated on the basis of the tax laws enacted or substantively enacted at the end of the reporting period. Management periodically evaluates positions taken in tax returns with respect to situations in which applicable tax regulations is subject to interpretation. It establishes provisions where appropriate on the basis of amounts expected to be paid to the tax authorities.

Deferred income tax is provided in full, using the liability method, on temporary differences arising between the tax bases of assets and liabilities and their carrying amounts in the financial statements. Deferred income tax is also not accounted for if it rises from initial recognition of an asset or liability in a transaction other than a business combination that at the time of the transaction affects neither accounting profit nor taxable profit (tax loss). Deferred income tax is determined using tax rates (and laws) that have been enacted or substantially enacted by the end of the reporting period and are expected to apply when the related deferred income tax asset is realized, or the deferred income tax liability is settled.

Deferred tax assets are recognized for all deductible temporary differences and unused tax losses only if it is probable that future taxable amounts will be available to utilize those temporary differences and losses.

Deferred tax assets and liabilities are offset when there is a legally enforceable right to offset current tax assets and liabilities and when the deferred tax balances relate to the same taxation authority. Current tax assets and tax liabilities are offset where the entity has a legally enforceable right to offset and intends either to settle on a net basis, or to realize the asset and settle the liability simultaneously.

Current and deferred tax is recognized in profit or loss, except to the extent that it relates to items recognized in other comprehensive income or directly in equity. In this case, the tax is also recognized in other comprehensive income or directly in equity, respectively.

#### **vii. Leases**

##### **As a lessee**

Leases are recognized as a right-of-use asset and a corresponding liability at the date at which the leased asset is available for use by the company. Contracts may contain both lease and non-lease components. The company allocates the consideration in the contract to the lease and non-lease components based on their relative stand-alone prices.

Assets and liabilities arising from a lease are initially measured on a present value basis. Lease liabilities include the net present value of the following lease payments:

- a. fixed payments (including in-substance fixed payments), less any lease incentives receivable
- b. variable lease payment that are based on an index or a rate, initially measured using the index or rate as at the commencement date
- c. amounts expected to be payable by the group under residual value guarantees
- d. the exercise price of a purchase option if the group is reasonably certain to exercise that option, and
- e. payments of penalties for terminating the lease, if the lease term reflects the group exercising that option

Lease payments to be made under reasonably certain extension options are also included in the measurement of the liability. The lease payments are discounted using the interest rate implicit in the lease. If that rate cannot be readily determined, which is generally the case for leases in the group, the lessee's incremental borrowing rate is used, being the rate that the individual lessee would have to pay to borrow the funds necessary to obtain an asset of similar value to the right-of-use asset in a similar economic environment with similar terms, security and conditions.

To determine the incremental borrowing rate, the Company:

- where possible, uses recent third-party financing received as a starting point, adjusted to reflect changes in financing conditions since third party financing was received
- uses a build-up approach that starts with a risk-free interest rate adjusted for credit risk for leases held by the Company; and
- makes adjustments specific to the lease, e.g., term, country, currency and security

Lease payments are allocated between principal and finance cost. The finance cost is charged to profit or loss over the lease period so as to produce a constant periodic rate of interest on the remaining balance of the liability for each period.

**Right-of-use assets are measured at cost comprising the following:**

- the amount of the initial measurement of lease liability
- any lease payments made at or before the commencement date less any lease incentives received
- any initial direct costs, and restoration costs.

Right-of-use assets are generally depreciated over the shorter of the asset's useful life and the lease term on a straight-line basis. If the group is reasonably certain to exercise a purchase option, the right-of-use asset is depreciated over the underlying asset's useful life.

**viii. Impairment of assets**

Property, Plant and Equipment and Intangible assets are tested for impairment whenever events or changes in circumstances indicate that the carrying amount may not be recoverable. An impairment loss is recognized for the amount by which the asset's carrying amounts exceeds its recoverable amount. The recoverable amount is higher of an asset's fair value less costs of disposal and value in use.

For the purpose of assessing impairment, assets are grouped at the lowest levels for which there are separately identifiable cash inflows which are largely independent of the cash inflows from other assets or group of assets (cash-generating units). Non-financial assets that suffered an impairment are reviewed for possible reversal of the impairment at the end of each reporting period.

**ix. Cash and cash equivalents**

For the purpose of presentation in the statement of cash flows, cash and cash equivalents includes cash on hand, other short-term, highly liquid investments with original maturities of three months or less that are readily convertible to known amounts of cash and which are subject to an insignificant risk of changes in value, and bank overdrafts. Bank overdrafts are shown within borrowings in current liabilities in the balance sheet.

**x. Trade receivables**

Trade receivables are amounts due from customers for goods sold or services performed in the ordinary course of business. If the receivable is expected to be collected within a period of 12 months or less from the reporting date, they are classified as current assets otherwise as non-current assets.

Trade receivables are measured at their transaction price unless it contains a significant financing component or pricing adjustments embedded in the contract.

Loss allowance for expected lifetime credit loss is recognized on initial recognition of the trade receivables.

**xi. Inventories**

**Raw materials, work-in-progress and finished goods**

Raw materials, work-in-progress, finished goods are stated at the lower of cost and net realizable value. Cost of raw materials comprises cost of purchases. Cost of work-in-progress and finished goods comprises direct materials, direct labour and an appropriate proportion of variable and fixed overhead expenditure, the latter being allocated on the basis of normal operating capacity. Cost of inventories also include all other costs incurred in bringing the inventories to their present location and condition. Costs are assigned to individual items of inventory on the basis weighted average method.

Costs of purchased inventory are determined after deducting rebates and discounts. Net realizable value is the estimated selling price in the ordinary course of business less the estimated costs of completion and the estimated costs necessary to make the sale.

## **xii. Financial instruments**

A financial instrument is any contract that gives rise to a financial asset of one entity and a financial liability or equity instrument of another entity.

Financial assets and liabilities are recognised when the Company becomes a party to the contractual provisions of the instrument.

### **Financial Assets**

#### **i) Classification**

The Company classifies its financial assets in the following measurement categories:

- a. those to be measured subsequently at fair value (either through other comprehensive income, or through profit or loss), and
- b. those measured at amortized cost.

The classification depends on the entity's business model for managing the financial assets and the contractual terms of the cash flows.

#### **ii) Initial Recognition & Measurement**

Financial assets are recognized when the Company becomes a party to the contractual provisions of the instrument. Financial assets are recognized initially at fair value plus, in the case of financial assets not recorded at fair value through Statement of Profit and Loss, transaction costs that are attributable to the acquisition of the financial asset. Transaction costs of financial assets carried at fair value through Profit and Loss are expensed in the Statement of Profit and Loss.

#### **iii) Subsequent Measurement**

After initial recognition, financial assets are measured at:

- fair value (either through Other Comprehensive Income or through Profit and Loss), or
- amortized cost

**Amortized cost:** Assets that are held for collection of contractual cash flows where those cash flows represent solely payments of principal and interest are measured at amortized cost. A gain or loss on a debt investment that is subsequently measured at amortized cost is recognized in Statement of Profit and Loss when the asset is derecognised or impaired. Interest income from these financial assets is included in other income using the effective interest rate method.

**Fair Value through Other Comprehensive Income (FVOCI):** Assets that are held for collection of contractual cash flows and for selling the financial assets, where the assets' cash flows represent solely payments of principal and interest, are measured at FVOCI. Movements in the carrying amount are taken through OCI, except for the recognition of impairment gains or losses, interest revenue and foreign exchange gains and losses which are recognised in the Statement of Profit and Loss. When the financial asset is derecognised, the cumulative gain or loss previously recognised in OCI is reclassified from equity to Statement of Profit and Loss and recognized in other income. Interest income from these financial assets is included in other income using the effective interest rate method.

**Fair Value through Profit and Loss (FVTPL):** Assets that do not meet the criteria for amortised cost or FVOCI are measured at FVTPL. A gain or loss on a debt investment that is subsequently measured at FVTPL is recognised in Statement of Profit and Loss in the period in which it arises. Interest income from these financial assets is recognised in the Statement of profit and loss.

#### **iv) Impairment of financial assets**

The Company applies Expected Credit Loss (ECL) model for measurement and recognition of impairment loss on the following financial assets and credit risk exposure:

- Financial assets that are debt instruments, and are measured at amortised cost e.g., loans, deposits, and bank balance.
- Trade receivables - The Company follows 'simplified approach' for recognition of impairment loss allowance on trade receivables which do not contain a significant financing component. The application of simplified approach does not require the Company to track changes in credit risk. Rather, it recognises impairment loss allowance based on lifetime ECLs at each reporting date, right from its initial recognition.

#### v) **Derecognition of financial assets**

A financial asset is derecognized only when

- The Company has transferred the rights to receive cash flows from the financial asset or
- retains the contractual rights to receive the cash flows from the financial asset, but assumes a contractual obligation to pay the cash flows to one or more recipients.

Where the entity has transferred an asset, the company evaluates whether it has transferred substantially all risks and rewards of ownership of the financial asset. In such cases, the financial asset is derecognized. Where the entity has not transferred substantially all risks and rewards of ownership of the financial asset, the financial asset is not derecognized.

Where the entity has neither transferred a financial asset nor retains substantially all risks and rewards of ownership of the financial asset, the financial asset is derecognized if the Company has not retained control of the financial asset. Where the Company retains control of the financial asset, the asset is continued to be recognized to the extent of continuing involvement in the financial asset.

#### **Financial Liabilities**

##### **a. Initial recognition and measurement:**

Financial liabilities are recognised when the Company becomes a party to the contractual provisions of the instrument. Financial liabilities are initially measured at its fair value plus or minus, in the case of a financial liability not at fair value through profit or loss, transaction costs that are directly attributable to the issue of the financial liability.

##### **b. Subsequent measurement**

Financial liabilities are classified as measured at amortized cost or FVTPL. A financial liability is classified as at FVTPL if it is classified as held for trading, or it is a derivative or it is designated as such on initial recognition. Financial liabilities at FVTPL are measured at fair value and net gains and losses, including any interest expense, are recognized in statement of profit and loss. Other financial liabilities are subsequently measured at amortized cost using the effective interest method. Interest expense and foreign exchange gains and losses are recognized in statement of profit and loss. Any gain or loss on derecognition is also recognized in statement of profit and loss.

##### **c. Derecognition**

A financial liability is derecognised when the obligation specified in the contract is discharged, cancelled or expires.

##### **Offsetting financial instruments**

Financial assets and liabilities are offset, and the net amount is reported in the balance sheet where there is a legally enforceable right to offset the recognized amounts and there is an intention to settle on a net basis or realize the asset and settle the liability simultaneously. The legally enforceable right must not be contingent on future events and must be enforceable in the normal course of business and in the event of default, insolvency or bankruptcy of the Company or the counterparty.

#### **xiii. Borrowing costs**

Borrowing costs that are directly attributable to the acquisition, construction or production of a qualifying asset are capitalised as part of the cost of that asset. Qualifying assets are assets that necessarily takes substantial period of time to get ready for its intended use. Other borrowing costs are recognised as an expense in the year in which they are incurred.

#### **xiv. Property, plant and equipment**

##### **1. Initial Recognition**

Freehold land is carried at historical cost. All other items of property, plant and equipment are stated at historical cost less depreciation. Historical cost includes expenditure that is directly attributable to the acquisition of the items.

Subsequent costs are included in the asset's carrying amount or recognized as a separate asset, as appropriate, only when it is probable that future economic benefits associated with the item will flow to the Company and the cost of the item can be measured reliably. The carrying amount of any component accounted for as a separate asset is derecognized when replaced. All other repairs and maintenance are recognized in profit or loss during the reporting period, in which they are incurred.

## 2. Depreciation methods, estimated useful lives and residual value

Depreciation is provided on a pro-rata basis on the straight-line method over the estimated useful lives of assets, at the rates prescribed under Schedule II to the Companies Act, 2013, in order to reflect the actual usage of the assets.

Asset	Useful Life in Year
Leasehold Land	Amortized over the period of lease
Vehicle – cars – leased	Amortized over the period of lease
Building factory	30 Years
Non-Factory Building	60 Years
Plant and Machinery	15 Years
Plant and Machinery Continuous Process Plant	25 Years
Tools & dies	3 Years
Furniture & fixtures	10 Years
Vehicle – cars	8 Years
Computers & Data Processing- End User	3 Years
Computers & Data Processing-Servers & Network	6 Years
Roads	10 Years
Electrical Installation	10 Years

The asset's useful lives and methods of depreciation are reviewed at the end of each reporting period and adjusted prospectively, if appropriate.

Gains and losses on disposals are determined by comparing net disposal proceeds with carrying amount of the asset. These are included in profit or loss within other gains/losses.

## 3. Asset classified as held for sale

Non-current assets are classified as held for sale if their carrying amount will be recovered principally through a sale transaction rather than through continuing use and a sale is considered highly probable. They are measured at the lower of their carrying amount and fair value less costs to sell. An impairment loss is recognised for any initial or subsequent write-down of the asset to fair value less costs to sell.

Non-current assets are not depreciated or amortised while they are classified as held for sale.

Non-current assets classified as held for sale are presented separately from the other assets in the balance sheet.

## xv. Intangible assets

### 1. Initial Recognition

Intangible assets acquired separately are measured on initial recognition at historical cost. Intangible assets have a finite life and are subsequently carried at cost less any accumulated amortization and accumulated impairment losses if any.

Intangible assets with finite lives are amortized over the useful life and assessed for impairment whenever there is an indication that the intangible asset may be impaired.

### 2. Amortisation Method and period

The amortization period and the amortization method for an intangible asset with a finite useful life are reviewed at least at the end of each reporting period. Changes in the expected useful life or the expected pattern of consumption of future economic benefits embodied in the asset are considered to modify the amortization period or method, as appropriate, and are treated as changes in accounting estimates. The amortization expense on intangible assets with finite lives is recognized in the statement of profit and loss unless such expenditure forms part of carrying value of another asset.

Gains or losses arising from derecognition of an intangible asset are measured as the difference between the net disposal proceeds and the carrying amount of the asset and are recognized in the statement of profit or loss when the asset is derecognized.

Asset	Useful Life
Technical know-how	4 Years
Computer Software	6 Years

**xvi. Trade payable and other payable**

These amounts represent liabilities for goods and services provided to the company prior to the end of the financial year which are unpaid. The amounts are unsecured and are usually paid within 30 days of recognition. Trade and other payables are presented as current liabilities unless payment is not due within 12 months after the reporting period.

**xvii. Borrowings**

Borrowings are initially recognised at fair value, net of transaction costs incurred. Borrowings are subsequently measured at amortised cost. Any difference between the proceeds (net of transaction costs) and the redemption amount is recognised in profit or loss over the period of the borrowings using the effective interest method. Fees paid on the establishment of loan facilities are recognised as transaction costs of the loan to the extent that it is probable that some or all of the facility will be drawn down. In this case, the fee is deferred until the draw-down occurs. To the extent there is no evidence that it is probable that some or all of the facility will be drawn down, the fee is capitalized as a prepayment for liquidity services and amortised over the period of the facility to which it relates.

Borrowings are removed from the balance sheet when the obligation specified in the contract is discharged, cancelled or expired. The difference between the carrying amount of a financial liability that has been extinguished or transferred to another party and the consideration paid, including any non-cash assets transferred or liabilities assumed, is recognised in profit or loss as other gains/ (losses).

Borrowings are classified as current liabilities unless the company has an unconditional right to defer settlement of the liability for at least 12 months after the reporting period. Where there is a breach of a material provision of a long- term loan arrangement on or before the end of the reporting period with the effect that the liability becomes payable on demand on the reporting date, the entity does not classify the liability as current, if the lender agreed, after the reporting period and before the approval of the financial statements for issue, not to demand payment as a consequence of the breach.

Preference shares, which are mandatorily redeemable on a specific date, are classified as liabilities. Liability component is equal to the present value of the redemption amount.

**xviii. Borrowing Costs**

Borrowing Costs include interest, other costs incurred in connection with borrowing. General and specific borrowing costs directly attributable to the acquisition, construction or production of qualifying assets, which are assets that necessarily take a substantial period of time to get ready for their intended use or sale, are added to the cost of those assets, until such time as the assets is substantially ready for their intended use or sale.

All other borrowing costs are recognized in Statement of Profit and Loss in the period in which they are incurred.

**xix. Provisions and Contingent Liability**

Provisions: Provisions are recognized when there is a present obligation as a result of a past event, it is probable that an outflow of resources embodying economic benefits will be required to settle the obligation and there is liable estimate of the amount of the obligation. Provisions are measured at the present value of management's best estimate of the expenditure required to settle the present obligation at the end of the reporting period. Provisions (excluding retirement benefits and compensated absences) are not discounted to its present value and are determined based on best estimate required to settle the obligation at the balance sheet date. These are reviewed at each balance sheet date adjusted to reflect the current best estimates. Contingent liabilities are not recognized in the financial statements. A contingent asset is neither recognized nor disclosed in the financial statements.

**xx. Employee Benefits**

**Short term obligations**

Liabilities for wages and salaries, including non-monetary benefits that are expected to be settled wholly within 12 months after the end of the period in which the employees render the related service are recognised in respect of employees' services up to the end if the reporting period and are measured at the amounts expected to be paid when the liabilities are settled. The liabilities are presented as current employee benefit obligations in the balance sheet.

### **Other long-term employee benefit obligations**

The Company has liabilities for earned leave that are not expected to be settled wholly within 12 months after the end of the period in which the employees render the related service. These obligations are therefore measured as the present value of expected future payments to be made in respect of services provided by employees up to the end of the reporting period using the projected unit credit method. The benefits are discounted using the appropriate market yields at the end of the reporting period that have terms approximating to the terms of the related obligation. Remeasurements as a result of experience adjustments and changes in actuarial assumptions are recognised in profit and loss.

The obligations are presented as current liabilities in the balance sheet if the entity does not have an unconditional right to defer settlement for at least 12 months after the reporting period, regardless of when the actual settlement is expected to occur.

### **Post-employment obligations**

#### **a. Provident Fund:**

The Company has Defined Contribution Plans for Post-employment benefit in the form of Provident Fund for all employees and Superannuation Fund for Managers which is administered by Regional Provident Fund Commissioner and Employees Superannuation Trust respectively.

#### **b. Gratuity**

The Company has defined benefit plan for post-employment benefit in the form of Gratuity for all employees which is administered through Life Insurance Corporation (LIC).

Liability for above defined benefit plan is provided on the basis of valuation, as at the Balance Sheet date, carried out by independent actuary. The actuarial method used for measuring the liability is the Projected Unit Credit method (PUC).

#### **c. Compensated Absences:**

Liability for Compensated Absences is provided on the basis of valuation, as at the Balance Sheet date, carried out by independent actuary. The Actuarial valuation method used for measuring the liability is the Projected Accrued Benefit method which is the same as the Projected Unit Credit method in respect of past service under this method, the Obligation is calculated taking into account pattern of ailment of leave whilst in service and qualifying salary on the date of ailment of leave. In respect of encashment of leave, the Obligation is calculated taking into account all types of decrements and qualifying salary projected up to the assumed date of encashment.

The Actuarial gains and losses arising during the year are recognized in the Profit and Loss Account of the year without resorting to any amortization.

The Company operates the following post-employment schemes:

- defined contribution plans - provident fund
- defined benefit plans - gratuity plans
- Defined contribution plans

The Company has a defined contribution plan for the post-employment benefit namely Provident Fund which is administered through the Regional Provident Fund Commissioner and the contributions towards such fund are recognised as employee benefits expense and charged to the Statement of Profit and Loss when they are due. The Company does not carry any further obligations with respect to this, apart from contributions made on a monthly basis.

#### **• Defined benefit plans**

The Company has defined benefit plan, namely gratuity for eligible employees in accordance with the Payment of Gratuity Act, 1972 the liability for which is determined on the basis of an actuarial valuation (using the Projected Unit Credit method) at the end of each year. The Gratuity Fund is administered through Life Insurance Corporation of India under its Group Gratuity Scheme.

The present value of the defined benefit obligation denominated in INR is determined by discounting the estimated future cash outflows by reference to market yields at the end of the reporting period on government bonds that have terms approximating to the tenor of the related obligation. The liability or asset recognized in the balance sheet in respect of gratuity is the present value of the defined benefit obligation at the end of the reporting period less the fair value of plan assets. The net interest cost

is calculated by applying the discount rate to the net balance of the defined benefit obligation and the fair value of plan assets. This cost is included in employee benefit expense in the statement of profit and loss.

Remeasurements of the net defined liability, comprising of actuarial gains and losses, return on plan assets (excluding amounts included in net interest on the net defined benefit liability) and any change in the effect of asset ceiling (excluding amounts included in net interest on the net defined benefit liability), are recognised immediately in the balance sheet with a corresponding debit or credit to retained earnings through Other Comprehensive Income (OCI) in the period in which they occur. Remeasurements are not reclassified to profit or loss in subsequent periods.

Change in the present value of the defined benefit obligation resulting from plan amendments or curtailments are recognised immediately in the profit or loss as past service cost.

#### **Termination Benefits**

Termination benefits are payable when employment is terminated by the Company before normal retirement date, or when an employee accepts voluntary redundancy in exchange for these benefits. The Company recognizes termination benefits at the earlier of the following dates

- When the Company can no longer withdraw the offer of those benefits: and
- When the entity recognizes costs for a restructuring that is within the scope of Ind AS 37 and involves the payment of termination benefits

In case of an offer made to encourage voluntary redundancy, the termination benefits are measured based on the number of employees expected to accept the offer. Benefits falling due more than 12 months after the end of the reporting period are discounted to present value.

#### **xxi. Earnings Per Share**

- (i) Basic earnings per share is calculated by dividing
  - dividing the profit or loss attributable to owners of the Company
  - by the weighted average number of equity shares outstanding during the financial year, adjusted for bonus elements in equity shares issued during the year and excluding treasury shares.
- (ii) Diluted earnings per share adjusts the figures used in the determination of basic earnings per share to take into account
  - the after-tax effect of interest and other financing costs associated with dilutive potential equity shares, and
  - the weighted average number of additional equity shares that would have been outstanding assuming the conversion of all dilutive potential equity shares.

#### **xxii. Rounding of amounts**

All amounts disclosed in the financial statements and notes have been rounded off to the nearest Lakhs as per the requirements of Schedule III, unless otherwise stated.

### **3. Critical estimates and significant judgements**

The preparation of financial statements requires the use of accounting estimates which, by definition, will seldom equal the actual results. Management also needs to exercise judgements in applying the Company's accounting policies.

This note provides an overview of the areas that involved a higher degree of judgement or complexity, and of items, which are more likely to be materially adjusted due to estimates and assumptions turning out to be different than those originally assessed.

The areas involving critical estimates and judgements are:

#### **i. Significant judgments**

##### **a) Legal proceedings - Estimates of claims and litigations**

The Company reviews outstanding legal cases following developments in the legal proceedings and at each reporting date, in order to assess the need for provisions and disclosures in its financial statements. Among the factors considered in making decisions on provisions are the nature of litigation, claim or assessment, the legal process and potential level of damages in the jurisdiction in which the litigation, claim or assessment has been brought, the progress of the case (including the progress after



the date of the financial statements but before those statements are issued), the opinions or views of legal advisers, experience on similar cases and any decision of the Company's management as to how it will respond to the litigation, claim or assessment.

**b) Determination of lease term**

In determining the lease term, management considers all facts and circumstances that create an economic incentive to exercise an extension option, or not exercise a termination option. Extension options (or periods after termination options) are only included in the lease term if the lease is reasonably certain to be extended (or not terminated).

For leases of office spaces, the following factors are normally the most relevant –

- If there are significant penalties to terminate (or not extend), the Company is typically reasonably certain to extend (or not terminate).
- If any leasehold improvements are expected to have a significant remaining value, the Company is typically reasonably certain to extend (or not terminate).
- Otherwise, the Company considers other factors including historical lease durations and the costs and business disruption required to replace the leased asset.

Most extension options in premises leases have not been included in the lease liability, because the contract does not give the Company a sole right to extend the lease but the same is subject to mutual consideration between the lessor and the Company.

The lease term is reassessed if an option is actually exercised (or not exercised) or the company becomes obliged to exercise (or not exercise) it. The assessment of reasonable certainty is only revised if a significant event or a significant change in circumstances occurs, which affects this assessment, and is within the control of the lessee.

**ii. Critical estimates**

**a) Estimation of provision for employee benefits**

The costs, assets and liabilities of the defined benefit schemes operating by the company are determined using methods relying on actuarial estimates and assumptions. Details of the key assumptions and the sensitivity of the net assets/liability position to changes in those key assumptions are set out in note 34. The company takes advice from independent actuaries relating to the appropriateness of the assumptions. Changes in the assumptions used may have a significant effect on the statement of profit and loss and the balance sheet for the periods under review.

**b) Impairment of trade receivables**

The loss allowances of financial assets are based on assumptions about risk of default and expected loss rates. The company uses judgement in making these assumptions and selecting the inputs to the impairment calculation, based on the company's past history and existing market conditions as well as forward looking estimates at the end of each reporting period as detailed in note 9 (a).

# Notes to the Financial Statements as on and for the year ended March 31, 2023

## 4. (a) Property, plant and equipment

(₹ in "Lakhs")

Year ended March 31, 2023	Freehold land	Roads	Factory Building	Plant and Machinery	Computer	Furniture and Fittings	Motor Vehicles	Total	Capital work in progress
<b>Gross carrying amount</b>									
Opening gross carrying amount	1	6	1,322	5,195	43	15	29	6,612	460
Additions	-	-	12	619	11	25	-	667	-
Impairment loss *	-	-	-	-	-	-	-	-	-
Disposals	-	-	-	(21)	(1)	-	-	(22)	-
Assets classified as held for sale ^	-	-	-	-	-	-	-	-	-
Transfers	-	-	24	436	-	-	-	460	(460)
<b>Closing gross carrying amount</b>	<b>1</b>	<b>6</b>	<b>1,358</b>	<b>6,229</b>	<b>53</b>	<b>40</b>	<b>29</b>	<b>7,717</b>	<b>-</b>
<b>Accumulated depreciation</b>									
Opening accumulated depreciation	-	-	220	892	20	10	7	1,151	-
Depreciation charge during the year	-	-	59	396	12	2	3	473	-
Impairment loss	-	-	-	-	-	-	-	-	-
Disposals	-	-	-	(0)	(0)	-	-	(1)	-
Transfers	-	-	-	-	-	-	-	-	-
<b>Closing accumulated depreciation</b>	<b>-</b>	<b>-</b>	<b>279</b>	<b>1,288</b>	<b>32</b>	<b>12</b>	<b>10</b>	<b>1,622</b>	<b>-</b>
<b>Net carrying amount</b>	<b>1</b>	<b>6</b>	<b>1,079</b>	<b>4,941</b>	<b>21</b>	<b>28</b>	<b>19</b>	<b>6,095</b>	<b>-</b>

Year ended March 31, 2022	Freehold land	Roads	Factory Building	Plant and Machinery	Computer	Furniture and Fittings	Motor Vehicles	Total	Capital work in progress
<b>Gross carrying amount</b>									
Opening gross carrying amount	1	6	1,144	2,138	25	14	29	3,357	1,725
Additions	-	-	138	1,503	19	1	-	1,662	440
Impairment loss	-	-	-	(54)	-	-	-	(54)	-
Disposals	-	-	-	(54)	(1)	(0)	-	(55)	-
Assets classified as held for sale ^	-	-	-	(3)	-	-	-	(3)	-
Transfers	-	-	40	1,665	-	-	-	1,705	(1,705)
<b>Closing gross carrying amount</b>	<b>1</b>	<b>6</b>	<b>1,322</b>	<b>5,195</b>	<b>43</b>	<b>15</b>	<b>29</b>	<b>6,612</b>	<b>460</b>
<b>Accumulated depreciation</b>									
Opening accumulated depreciation	-	-	166	660	12	10	3	853	-
Depreciation charge during the year	-	-	54	263	8	1	3	329	-
Impairment loss	-	-	-	(13)	-	-	-	(13)	-
Disposals	-	-	-	(18)	(0)	(0)	-	(19)	-
<b>Closing accumulated depreciation</b>	<b>-</b>	<b>-</b>	<b>220</b>	<b>892</b>	<b>20</b>	<b>10</b>	<b>7</b>	<b>1,150</b>	<b>-</b>
<b>Net carrying amount</b>	<b>1</b>	<b>6</b>	<b>1,102</b>	<b>4,303</b>	<b>23</b>	<b>5</b>	<b>22</b>	<b>5,461</b>	<b>460</b>

\*(Refer note (iii) below) ^ (Refer note 11)

## Notes

- (i) Freehold land, factory buildings, plant and Machinery and furniture and fixtures were stated at valuation assessed by consulting engineers and valuers at their replacement values as at February 29 1984 . The resultant increase in the net book value arising from such revaluation amounting to INR. 396 Lakhs was transferred to Revaluation Reserve Account in the year of Revaluation. Depreciation attributable to enhanced value of assets arising on revaluation amounting to INR 2 Lakhs has been transferred from Revaluation reserve Account to the credit of the statement of Profit and Loss account.
- (ii) Refer to note 14 (a) for information on property, plant and equipment pledged as security by the Company.
- (iii) Capital work-in-progress  
Capital work-in-progress mainly comprises of plant and machinery of Machining Plant.
- (iv) Contractual obligations  
Refer to note 34 for disclosure of contractual commitments for the acquisition of property, plant and equipment.

### Capital-Work-in Progress (CWIP) Ageing as at 31<sup>st</sup> March 2023 is as under:

(₹ in "Lakhs")

Particulars	Less than 1 year	1 - 2 years	2 - 3 years	More than 3 years	Total
ABT Meter for Solar Power	-	-	-	-	-
IT Server	-	-	-	-	-
HPML Project Work	-	-	-	-	-

### Capital-Work-in Progress (CWIP) Ageing as at 31<sup>st</sup> March 2022 is as under:

(₹ in "Lakhs")

Particulars	Less than 1 year	1 - 2 years	2 - 3 years	More than 3 years	Total
ABT Meter for Solar Power		19	-	-	19
IT Server	54	-	-	-	54
HPML Project Work	387	-	-	-	387

### Capital-work-in progress, whose completion is overdue or has exceeded its cost compared to its original plan,

There was no project that had any major delay or cost over-run during the period under review.

## 4 (b) Right-of-use assets

This note provides for information for leases where the company is a lessee. The company has leased land, machinery and vehicle on rental contracts with periods of 4 years, The machinery on lease was purchased by company in FY 20-21 and lease agreement was dissolved.

- (i) Amounts recognized in balance sheet:

The balance sheet shows the following amounts relating to leases:

Particulars	(₹ in "Lakhs")	
	As at March 31, 2023	As at March 31, 2022
<b>Right-of-use assets</b>		
Leasehold land	21	21
Machinery	-	-
Motor vehicle on finance lease	3	7
<b>Total</b>	<b>24</b>	<b>28</b>

Refer to note 14 (a) for information on leasehold land pledged as security by the Company.

(₹ in "Lakhs")

Particulars	As at March 31, 2023	As at March 31, 2022
<b>Lease liabilities</b>		
<b>Current</b>		
Machinery	-	-
Motor vehicle on finance lease	3	3
<b>Total</b>	<b>3</b>	<b>3</b>
<b>Non-current</b>		
Machinery	-	-
Motor vehicle on finance lease	(0)	2
<b>Total</b>	<b>(0)</b>	<b>2</b>

(ii) **Amounts recognized in the statement of Profit and Loss**

The statement of profit and loss shows the following amounts relating to leases:

(₹ in "Lakhs")

	Notes	As at March 31, 2023	As at March 31, 2022
<b>Depreciation charge of right-of-use assets</b>	25		
Leasehold land		1	1
Machinery		-	-
Motor vehicle		3	3
<b>Total</b>		<b>4</b>	<b>4</b>
Interest expense (included in finance costs)	24	0	1

The total cash outflow for leases for the year was INR 3.5 lakhs (March 31, 2022 was INR 3.5 lakhs).

**4. (c) Other intangible assets**

(₹ in "Lakhs")

Year ended March 31, 2023	Computer Software	Total
<b>Gross carrying amount</b>		
Opening gross carrying amount	27	27
Additions	15	15
Disposals	-	-
<b>Closing gross carrying amount</b>	<b>42</b>	<b>42</b>
<b>Accumulated amortisation</b>		
Opening accumulated amortisation	16	16
Amortisation charge during the year	3	3
Disposals	-	-
Closing accumulated amortisation	19	19
<b>Net carrying amount</b>	<b>23</b>	<b>23</b>

	(₹ in "Lakhs")	
Year ended March 31, 2022	Computer Software	Total
<b>Gross carrying amount</b>		
Opening gross carrying amount	28	28
Additions	-	-
Disposals	(1)	(1)
<b>Closing gross carrying amount</b>	<u>27</u>	<u>27</u>
<b>Accumulated amortisation</b>		
Opening accumulated amortisation	15	15
Amortisation charge during the year	2	2
Disposals	(1)	(1)
<b>Closing accumulated amortisation</b>	<u>16</u>	<u>16</u>
<b>Net carrying amount</b>	<u>11</u>	<u>11</u>

## 5 Financial Asset Non-current

### 5 (a) Investment

	(₹ in "Lakhs")	
	As at March 31, 2023	As at March 31, 2022
Investment at amortised cost (16,80,344 equity shared of ₹ 10 each in TP Solapur Solar Limited)	165	168
<b>Total</b>	<u>165</u>	<u>168</u>

Investment in TP Solapur Solar Limited equity at cost under the share purchase agreement between TATA Power Company Limited & ANAND I-Power Limited for solar power purchase from said entity.

### 5 (b) Loans

	(₹ in "Lakhs")	
	As at March 31, 2023	As at March 31, 2022
Unsecured considered good		
Security deposits		
To related parties (refer note 31)	6	6
To others	14	14
Loan to employees	1	4
<b>Total</b>	<u>21</u>	<u>25</u>

### 5 (c) Other financial assets

	(₹ in "Lakhs")	
	As at March 31, 2023	As at March 31, 2022
<b>Total</b>	<u>0</u>	<u>0</u>
	-	-

## 6 Income tax assets (net)

	(₹ in "Lakhs")	
	As at March 31, 2023	As at March 31, 2022
Income tax asset	367	347
<b>Total</b>	<u>367</u>	<u>347</u>

## 7 Other non-current assets

	(₹ in "Lakhs")	
	As at March 31, 2023	As at March 31, 2022
Capital advances	68	153
Prepayments	8	10
Balances with Government authorities	365	348
MAT credit entitlement	95	95
<b>Total</b>	<u>536</u>	<u>605</u>

## 8 Inventories

	(₹ in "Lakhs")	
	As at March 31, 2023	As at March 31, 2022
Raw materials	447	404
Work-in-progress	720	817
Finished goods	1,106	783
<b>Total</b>	<u>2,273</u>	<u>2,004</u>

The above inventories includes goods-in-transit as follows -

	(₹ in "Lakhs")	
	As at March 31, 2023	As at March 31, 2022
Raw materials	-	-
<b>Finished goods</b>	<u>410</u>	<u>382</u>
<b>Total</b>	<u>410</u>	<u>382</u>

### Amounts recognized in the statement of profit and loss

Write-downs of inventories to net realisable value amounted to INR 48 Lakhs (31 March 2022 - INR 58 Lakhs). These were recognised as an expense during the year and included in 'changes in value of inventories of work-in-progress, stock-in-trade and finished goods' in statement of profit and loss.

## 9 Financial Asset -current

### 9 (a) Trade receivables

	(₹ in "Lakhs")	
	As at March 31, 2023	As at March 31, 2022
Trade receivables		
from related parties (refer note 31)	488	115
from Other	2,499	1,833
Less: loss allowance	(88)	(50)
<b>Total</b>	<u>2,899</u>	<u>1,898</u>

**Break-up of security details**

(₹ in "Lakhs")

	As at March 31, 2023	As at March 31, 2022
Trade receivables - Unsecured	2,987	1,948
<b>Total</b>	<b>2,987</b>	<b>1,948</b>
Less: loss allowance	(88)	(50)
<b>Total</b>	<b>2,899</b>	<b>1,898</b>

**Trade receivables ageing schedule as at 31<sup>st</sup> March 2023.**

(₹ in "Lakhs")

Particulars	Outstanding for following periods from due date of payment					Total
	Less than 6 months	6 months - 1 year	1 - 2 years	2 - 3 years	More than 3 years	
(i) Undisputed Trade Receivables - Considered Good	2,939	-	-	-	-	2,939
(ii) Undisputed Trade Receivables - Which have significant increase in credit risk	-	8	5	3	21	37
(iii) Undisputed Trade Receivables - Credit Impaired	-	-	-	-	-	-
(iv) Disputed Trade Receivables - Considered Good	-	-	-	-	-	-
(v) Disputed Trade Receivables - Which have significant increase in credit risk	-	-	1	-	10	11
(vi) Disputed Trade Receivables - Credit Impaired	-	-	-	-	-	-
<b>Total</b>	2,939	8	6	3	31	2,987
<b>Less Loss Allowance</b>						(88)
<b>Total</b>						2,899

**Trade receivables ageing schedule as at 31<sup>st</sup> March 2022.**

(₹ in "Lakhs")

Particulars	Outstanding for following periods from due date of payment					Total
	Less than 6 months	6 months - 1 year	1 - 2 years	2 - 3 years	More than 3 years	
(i) Undisputed Trade Receivables - Considered Good	1,898	-	-	-	-	1,898
(ii) Undisputed Trade Receivables - Which have significant increase in credit risk	-	3	4	7	25	39
(iii) Undisputed Trade Receivables - Credit Impaired	-	-	-	-	-	-
(iv) Disputed Trade Receivables - Considered Good	-	-	-	-	-	-
(v) Disputed Trade Receivables - Which have significant increase in credit risk	-	-	1	-	10	11
(vi) Disputed Trade Receivables - Credit Impaired	-	-	-	-	-	-
<b>Total</b>	1,898	3	5	7	35	1,948
<b>Less Loss Allowance</b>						(50)
<b>Total</b>						1,898

**9 (b) Cash and cash equivalents**

	(₹ in "Lakhs")	
	As at March 31, 2023	As at March 31, 2022
Balances with banks		
In Current account	40	17
In CC bank balance	37	26
Cash on hand	-	-
Margin money deposit	1	1
Fixed Deposits Axis Bank	301	-
<b>Total</b>	<b>380</b>	<b>44</b>

**9 (c) Other bank balance**

	(₹ in "Lakhs")	
	As at March 31, 2023	As at March 31, 2022
Other bank balances		
Deposit with Maturity more than 3 months but less than 12 months	4	4
Unpaid public deposit & Interest	0	3
<b>Total</b>	<b>4</b>	<b>8</b>

**9 (d) Loans**

	(₹ in "Lakhs")	
	As at March 31, 2023	As at March 31, 2022
<b>Unsecured considered good</b>		
Security deposits		
To related parties (refer note 31)	0	0
To others*	0	0
Loan to employees	5	7
<b>Total</b>	<b>5</b>	<b>7</b>

\* 0 represents amount below the rounding off norms followed by the company.

**9 (e) Other financial assets**

	(₹ in "Lakhs")	
	As at March 31, 2023	As at March 31, 2022
Interest accrued on deposits*	0	0
DEPB In hand	2	2
Insurance Claim Receivable	-	-
Receivable from related party (refer note 30)	24	11
<b>Total</b>	<b>26</b>	<b>13</b>

\* 0 represents amount below the rounding off norms followed by the company.



**10 Other current assets**

	(₹ in "Lakhs")	
	As at March 31, 2023	As at March 31, 2022
Advance to suppliers	103	35
Advance to employees	8	8
Prepayments	76	73
Balances with Government authorities	19	26
Export incentive receivable	17	17
<b>Total</b>	<b>223</b>	<b>159</b>

**11 Assets classified as held for sale**

	(₹ in "Lakhs")	
	As at March 31, 2023	As at March 31, 2022
Plant and machinery	1	17
<b>Total</b>	<b>1</b>	<b>17</b>

**EQUITY AND LIABILITIES****12 Equity share capital**

	(₹ in "Lakhs")	
<b>(a) Authorised equity share capital</b>		
<b>Particulars</b>	<b>Number of shares</b>	<b>Amount</b>
<b>As at April 01, 2021</b>	45,000,000	450
Increase during the year	-	-
<b>As at March 31, 2022</b>	45,000,000	450
Increase during the year	-	-
<b>As at March 31, 2023</b>	<b>45,000,000</b>	<b>450</b>
<b>Authorised non-convertible non-cumulative preference share capital</b>		
<b>Particulars</b>	<b>Number of shares</b>	<b>Amount</b>
<b>As at April 01, 2021</b>	50,000	50
Increase during the year	950,000	950
<b>As at March 31, 2022</b>	1,000,000	1,000
Increase during the year	-	-
<b>As at March 31, 2023</b>	<b>1,000,000</b>	<b>1,000</b>
<b>(b) Issued and subscribed equity share capital (including forfeited shares)*</b>		
<b>Particulars</b>	<b>Number of shares</b>	<b>Amount</b>
<b>As at April 01, 2021</b>	33,336,693	333
Change during the year	-	-
<b>As at March 31, 2022</b>	33,336,693	333
Change during the year	-	-
<b>As at March 31, 2023</b>	<b>33,336,693</b>	<b>333</b>

\* Number of share include 125 number of forfeited share.

**Issued and subscribed non-convertible non-cumulative preference share capital**

(₹ in "Lakhs")

Particulars	Number of shares	Amount
<b>As at April 01, 2021</b>	-	-
Change during the year	10,00,000	1,000
<b>As at March 31, 2022</b>	10,00,000	1,000
Change during the year	-	-
<b>As at March 31, 2023</b>	10,00,000	1,000

**(c) Terms and rights attached to equity shares**

The Company has one class of equity shares having a par value of ₹ 1 per share. Each shareholder is eligible for one vote per share held. The dividend proposed by the Board of Directors is subject to the approval of the shareholders in the ensuing Annual General Meeting, except in case of interim dividend. In the event of liquidation, the equity shareholders are eligible to receive the remaining assets of the Company after distribution of all preferential amounts, in proportion to their shareholding.

**Terms and rights attached to non-convertible non-cumulative preference shares**

The Company has one class of preference shares having a par value of ₹ 100 per share. Dividend rate will be 7% p.a. (on the face value) which will remain fixed over the tenure and payable at discretion of the Company. The amount paid on each share shall be redeemed at ₹ 100 at any time at the option of the Company, but not later than 7 years from the date of allotment of the shares. The shares will carry a preferential right vis-à-vis equity shares of the Company with respect to the payment of dividend and repayment of capital during winding up.

**(d) Shares of the company held by holding/ultimate holding company**

	As at March 31, 2023	As at March 31, 2022
	Number of shares	Number of shares
<b>Asia Investments Private Limited</b>		
Equity shares	<b>31,108,944</b>	31,108,944
Preference shares	<b>1,000,000</b>	1,000,000

**(e) Details of shareholders holding more than 5% shares in the company**

Equity shares	As at March 31, 2023		As at March 31, 2022	
	% of holding	Number of shares	% of holding	Number of shares
Asia Investments Private Limited	<u>93.32%</u>	<u>31,108,944</u>	<u>93.32%</u>	<u>31,108,944</u>

**(f) Shareholding of Promoter's of Equity shares is as under -**

Promoter Name	Number of shares	% of Total Shares	% Change during the year
Asia Investments Private Limited	<b>31,108,944</b>	<b>93.32%</b>	0%
Kiran D Anand	<b>452,560</b>	<b>1.36%</b>	0%
Deep C Anand	<b>16,320</b>	<b>0.05%</b>	0%
Razia Moorad Fazalbhoy	<b>400</b>	<b>0.00%</b>	0%
<b>Total</b>	<b>31,578,224</b>	<b>94.73%</b>	

**Shareholding of Promoter's of Preference Shares is as under -**

Preference shares	As at March 31, 2023		As at March 31, 2022	
	% of holding	Number of shares	% of holding	Number of shares
Asia Investments Private Limited	<u>100.00%</u>	<u>1,000,000</u>	<u>100.00%</u>	<u>1,000,000</u>

**Shareholding of Promoter's of Preference shares is as under -**

Promoter Name	Number of shares	% of Total Shares	% Change during the year
Asia Investments Private Limited	<u>1,000,000</u>	<u>100.00%</u>	<u>0%</u>

**(g) Aggregate number of shares issued for consideration other than cash**

The Company has not allotted any shares without payment being received in cash in 5 years immediately preceding year ended March 31, 2023.

**Note**

The preference shares issued are non-convertible non-cumulative and mandatorily redeemable at any time at the option of the Company, but not later than 7 years from the date of allotment. The preference share provides mandatory redemption by the Company for fixed amount i.e. ₹ 100. Hence, it is a financial liability as per Ind AS 32. Liability component is equal to the present value of the redemption amount. Equity component is equal to proceeds less liability component. Refer Note No. 14(a) "Borrowings".

**13 Reserves and Surplus**

	As at March 31, 2023	As at March 31, 2022
		(₹ in "Lakhs")
Revaluation reserve	4	6
Securities premium (refer below note ii)	1,501	1,501
General reserve (refer below note I)	1,390	1,390
Retained earnings	(2,417)	(1,540)
<b>Total</b>	<b>478</b>	<b>1,356</b>
<b>(a) Revaluation Reserve</b>		
	As at March 31, 2023	As at March 31, 2022
Opening balance	6	8
Less- transferred to retained earnings	(2)	(2)
<b>Closing balance</b>	<b>4</b>	<b>6</b>
<b>(b) Securities Premium</b>		
	As at March 31, 2023	As at March 31, 2022
Opening balance	1,501	1,501
Movement during the year	-	-
<b>Closing balance</b>	<b>1,501</b>	<b>1,501</b>
<b>(c) General reserve</b>		
	As at March 31, 2023	As at March 31, 2022
Opening balance	1,390	1,390
Add: appropriations during the year	-	-
<b>Closing balance</b>	<b>1,390</b>	<b>1,390</b>
<b>(d) Retained earnings</b>		
	As at March 31, 2023	As at March 31, 2022
Opening balance	(1,540)	(1,508)
Net profit /(loss) for the year	(898)	16
Items of other comprehensive income /(expense) recognised directly in retained earnings		
Re-measurement of post-employment benefit obligations	19	(50)
Transfer from revaluation reserve	2	2
<b>Closing balance</b>	<b>(2,417)</b>	<b>(1,540)</b>

**Nature and purpose of reserves:**

**(i) General reserve**

Under the erstwhile Companies Act, 1956, a general reserve was created through an annual transfer of net profit at a specified percentage in accordance with applicable regulations. Consequent to the introduction of the Companies Act, 2013, the requirement to mandatory transfer a specified percentage of net profit to general reserve has been withdrawn. There is no movement in general reserve during the current and previous year.

**(ii) Securities premium**

Securities Premium is used to record the premium on issue of shares, the reserves is utilised according to the provisions of the Act.

**14 (a) Borrowings**

		(₹ in "Lakhs")	
<b>Non-current</b>		<b>As at March 31, 2023</b>	<b>As at March 31, 2022</b>
<b>Borrowings within India</b>			
<b>Secured</b>			
Term loan from bank - Vehicle (refer (a) below)		11	15
Term loan from bank - Machinery (refer (b) below)		2,578	2,750
<b>Unsecured</b>			
Liability component of financial instrument (Preference issue)		698	645
<b>Total</b>		<u>3,287</u>	<u>3,410</u>
Less: Current maturities of long-term debt (included in note 16(b))			
Vehicle		5	5
Machinery		688	-
<b>Total</b>		<u>2,594</u>	<u>3,405</u>

<b>Nature of Security</b>	<b>Terms of Payment</b>
(a) Yes Bank Toyota Crysta Car loan is secured against hypothecation of vehicle.	Equated Monthly Instalments beginning from the month subsequent to taking the loan is INR 0.51 Lakhs repayable within 60 months at the rate of interest of 8.96% p.a.
(b) Term Loan from Axis Bank is secured as follows <b>Primary:</b> i) Exclusive charge by way of hypothecation on the entire movable fixed assets of the Borrower (other than vehicle) present and future <b>Collateral:</b> i) Exclusive charge by way of hypothecation on entire current assets of the borrower, present and future ii) Exclusive charge by way of mortgage of the immovable property of the borrower: Plot No. E-34, MIDC Estate Satpur, Nashik 422007 iii) Negative lien (along with deposit of original lease deed) on the immovable property of the Borrower situated at: Plot No. 20, MIDC Estate Satpur, Nashik.	Principal amount is repayable in 16 equal quarterly installments commencing from the end of 9 <sup>th</sup> quarter from date of first disbursement at the rate of interest of RBI Repo rate plus 4.2% (as at 31 <sup>st</sup> March 2023 : 10.70% p.a.)

**Note:**

- i) There is no default in repayment of borrowing and interest.
- ii) Quarterly returns or statements of current assets filed by the Company with banks / financial institutions are in agreement with the books of accounts.
- iii) Utilization of Borrowings - Term loan from bank - Machinery - Term Loan from Axis Bank is taken for HPML Project (High Pressure Molding Line). Disbursement of the facility is made directly to suppliers of HPML project by Bank on providing all supportings.
- iv) Non-convertible non-cumulative preference shares - The Company issued 1,000,000 non-convertible non-cumulative preference shares for INR 1,000 lakhs on October 05, 2020. The shares are mandatorily redeemable at any time at the option of the Company, but not later than 7 years from the date of allotment at Rs. 100. The redeemable shares are presented in the balance sheet as follows:

(₹ in "Lakhs")

Particulars	As at March 31, 2023	As at March 31, 2022
Face value of non-convertible non-cumulative preference shares	1,000	1,000
Equity component of financial instrument (Preference issue)**	(428)	(428)
<b>Opening Balance</b>	<b>645</b>	<b>595</b>
Interest expense*	53	49
<b>Non-current borrowings</b>	<b>698</b>	<b>645</b>

\* Interest expense is calculated by applying the effective interest rate of 8.27% to the liability component.

\*\* Equity component of financial instrument (Preference Issue) has been presented on the face of the balance sheet under Other Equity.

## 15 Provisions - Non-Current

(₹ in "Lakhs")

	As at March 31, 2023	As at March 31, 2022
<b>Provision for employee benefits</b>		
Leave obligations	204	194
Gratuity	36	46
<b>Other provisions</b>		
C-Form provision	75	75
<b>Total</b>	<b>315</b>	<b>315</b>

## 16 Financial liabilities - Current

### 16 (a) Borrowings

(₹ in "Lakhs")

	As at March 31, 2023	As at March 31, 2022
<b>Borrowings within India</b>		
<b>Secured</b>		
Loans repayable on demand		
From banks	1,900	1,350
Other loans		
Book overdraft	28	21
<b>Total</b>	<b>1,928</b>	<b>1,371</b>

	Nature of Security	Terms of Payment
<b>Primary:</b>	i) Exclusive charge by way of hypothecation on the entire movable fixed assets of the Borrower (other than vehicle) present and future	Working Capital Demand Loan and Packing Credit repayable on demand.
<b>Collateral:</b>	i) Exclusive charge by way of hypothecation on entire current assets of the borrower, present and future	
	ii) Exclusive charge by way of mortgage of the following immovable property of the borrower: Plot No. E-34, MIDC Estate Satpur, Nashik 422007	
	iii) Negative lien (along with deposit of original lease deed) on the immovable property of the Borrower situated at: Plot No. 20, MIDC Estate Satpur, Nashik.	

#### Note:

- There is no default in repayment of borrowing and interest.
- Quarterly returns or statements of current assets filed by the Company with banks / financial institutions are in agreement with the books of accounts.

## 16 (b) Trade payables

(₹ in "Lakhs")

	As at March 31, 2023	As at March 31, 2022
<b>Trade Payables</b>		
(a) Trade payables: micro and small enterprises	71	30
(b) Trade payables to related parties (refer note 30)	211	155
(c) Trade payables: others	2,548	1,973
<b>Total</b>	<b>2,830</b>	<b>2,158</b>

### Trade Payables ageing schedule as at 31<sup>st</sup> March 2023.

(₹ in "Lakhs")

Particulars	Outstanding for following periods from due date of payment				
	Less than 1 year	1- 2 years	2 - 3 years	More than 3 years	Total
(i) MSME	71	-	-	-	71
(ii) Others	2,759	-	-	-	2,759
(iii) Disputed dues - MSME	-	-	-	-	-
(iv) Disputed dues - Others	-	-	-	-	-
<b>Total</b>	<b>2,830</b>	<b>-</b>	<b>-</b>	<b>-</b>	<b>2,830</b>

### Trade Payables ageing schedule as at 31<sup>st</sup> March 2022.

(₹ in "Lakhs")

Particulars	Outstanding for following periods from due date of payment				
	Less than 1 year	1- 2 years	2 - 3 years	More than 3 years	Total
(i) MSME	30	-	-	-	30
(ii) Others	2,128	-	-	-	2,128
(iii) Disputed dues - MSME	-	-	-	-	-
(iv) Disputed dues - Others	-	-	-	-	-
<b>Total</b>	<b>2,158</b>	<b>-</b>	<b>-</b>	<b>-</b>	<b>2,158</b>

#### Note:

Based on information available with the Company, the dues to suppliers registered under Micro or Small Enterprises or its registration under Micro, Small and Medium Enterprises Development Act, 2006 (MSMED Act). The Disclosure pursuant to the said MSMED Act are as follows:

(₹ in "Lakhs")

Particulars	As at March 31, 2023	As at March 31, 2022
Principal amount due to suppliers registered under MSMED Act and remaining unpaid as at year end	71	30
Interest due to suppliers registered under the MSMED Act, on the principal amount due as at the year end and remaining unpaid as at the year end *	0	0
Principal amount paid to suppliers registered under the MSMED Act, beyond the appointed day during the year	47	98
Interest paid, other than under Section 16 of MSMED Act, to suppliers registered under the MSMED Act, beyond the appointed day during the year	-	-
Interest paid, under Section 16 of MSMED Act, to suppliers registered under MSMED Act, beyond the appointed day during the year	-	-
Interest due and payable towards suppliers registered under MSMED Act, for payment already made	1	1
Further interest remaining due and payable for earlier years	1	1

\* 0 represents amount below the rounding off norms followed by the company .

**16 (c) Other financial liabilities - current**

	(₹ in "Lakhs")	
	As at March 31, 2023	As at March 31, 2022
Current maturities of long term debt	693	5
Vehicle	5	5
Machinery	688	-
<b>Deposit</b>		
<b>Unsecured</b>		
Deposit from customers repayable on demand	1,698	151
Capital creditors	34	104
Employee benefits payable	330	405
Unclaimed public deposit	-	3
Unclaimed interest on public deposit *	-	0
Interest accrued but not due	11	10
Coupon discount payable	859	748
<b>Total</b>	<u>3,625</u>	<u>1,426</u>

\* 0 represents amount below the rounding off norms followed by the company.

**17 Other current liabilities**

	(₹ in "Lakhs")	
	As at March 31, 2023	As at March 31, 2022
Statutory dues payable	201	69
Payroll taxes	12	11
Turnover discount payable	164	197
Advances from customers	31	83
<b>Total</b>	<u>408</u>	<u>360</u>

**18 Provisions - current**

	(₹ in "Lakhs")	
	As at March 31, 2023	As at March 31, 2022
<b>Provision for employee benefits</b>		
Leave obligations	47	47
Gratuity	56	53
<b>Total</b>	<u>103</u>	<u>100</u>

**19 Revenue from operations**

(₹ in "Lakhs")

	For Year ended March 31, 2023	For Year ended March 31, 2022
<b>Revenue from contracts with customers</b>		
Sale of products	14,263	10,457
Other operating revenue		
Sale of Scrap	176	99
Export incentives*	38	41
<b>Total</b>	<b>14,477</b>	<b>10,597</b>

\* Export incentives include amounts received/receivable towards duty draw back on exports and Merchandise Exports from India Scheme (MEIS) / RoDTEP.

**Product wise details of sale of products**

	For Year ended March 31, 2023	For Year ended March 31, 2022
<b>Rings</b>	<b>6,348</b>	6,366
Semi finished products	8,518	4,793
<b>Total</b>	<b>14,866</b>	<b>11,159</b>
Less: Discounts	(603)	(702)
<b>Total</b>	<b>14,263</b>	<b>10,457</b>

**Reconciliation of revenue with contract price**

	For Year ended March 31, 2023	For Year ended March 31, 2022
<b>Contract price</b>	<b>14,866</b>	11,159
Less : Discounts	(603)	(702)
<b>Revenue from operations*</b>	<b>14,263</b>	<b>10,457</b>

\* As per Ind AS 115, revenue from operations is recognised at point-in-time.

**20 Other income**

(₹ in "Lakhs")

	For Year ended March 31, 2023	For Year ended March 31, 2022
<b>Interest income from financial assets at amortised cost</b>		
Interest on deposit with banks	3	0
Other interest income	1	85
Net gain on disposal of property, plant and equipment	14	64
Lease modification	-	-
Net foreign exchange differences	59	30
Other miscellaneous income	0	6
<b>Total</b>	<b>77</b>	<b>186</b>



**21 Cost of materials consumed**

	(₹ in "Lakhs")	
	For Year ended March 31, 2023	For Year ended March 31, 2022
<b>Raw material consumed</b>		
At the beginning of the year	370	198
Add : Purchase	6,252	4,404
Less: at the end of the year	417	370
<b>Cost of raw material consumed</b>	<u>6,205</u>	<u>4,232</u>
<b>Packing material consumed</b>		
At the beginning of the year	34	30
Add : Purchase	212	204
Less: at the end of the year	29	34
<b>Cost of packing material consumed</b>	<u>217</u>	<u>200</u>
<b>Total</b>	<u>6,422</u>	<u>4,432</u>

**22 Changes in inventories of work-in-progress, stock-in-trade and finished goods**

	(₹ in "Lakhs")	
	For Year ended March 31, 2023	For Year ended March 31, 2022
<b>Opening balance</b>		
Work-in-progress	817	407
Finished goods	783	692
<b>Total opening balance</b>	<u>1,600</u>	<u>1,100</u>
<b>Closing balance</b>		
Work-in-progress	720	817
Finished goods	1,106	783
<b>Total closing balance</b>	<u>1,826</u>	<u>1,600</u>
<b>Total changes in inventories of work-in-progress, stock-in-trade and finished goods</b>	<u>(226)</u>	<u>(500)</u>

**23 Employee benefit expense**

	(₹ in "Lakhs")	
	For Year ended March 31, 2023	For Year ended March 31, 2022
Salaries, wages and bonus	2,142	1,937
Contribution to provident fund and other funds	140	123
Leave compensation	69	73
Gratuity	42	(72)
Staff welfare expenses	112	105
<b>Total</b>	<u>2,505</u>	<u>2,166</u>

**24 Finance costs**

	(₹ in "Lakhs")	
	For Year ended March 31, 2023	For Year ended March 31, 2022
<b>Interest expense</b>		
Car loan	1	2
Interest on term Loan	263	87
Working capital loan	179	89
Interest on customer deposit	9	8
Interest on ICD	4	-
Interest on other	15	-
Interest on lease liability	0	1
Interest on liability component of financial instrument (Preference shares)	53	49
Bank charges	9	17
<b>Total</b>	<b>533</b>	<b>253</b>

**25 Depreciation and amortisation expense**

	(₹ in "Lakhs")	
	For Year ended March 31, 2023	For Year ended March 31, 2022
Depreciation of property, plant and equipment	473	329
Depreciation of right-of-use asset	4	4
Amortisation of intangible assets	3	2
<b>Total depreciation and amortisation expense</b>	<b>480</b>	<b>335</b>

**26 Other expenses**

	(₹ in "Lakhs")	
	For Year ended March 31, 2023	For Year ended March 31, 2022
Consumption of stores and spares	613	295
Processing charges	1,624	1,010
Power Cost	2,104	1,535
Repairs and maintenance:		
Buildings	25	10
Machinery	410	316
Others	84	81
Insurance	44	43
Packing and forwarding charges	406	394
Travel and conveyance	32	24
Legal and professional fees	47	68
Auditors Remuneration (refer note 26 (a))	11	10
Rates and taxes	33	34
Advertisement expenses	30	22
Marketing expenses	73	48
Security expenses	66	57
Director Seating Fees	18	18
Bad Debts*	-	0
Loss on sales/discard of fixed assets	1	14
Provision for doubtful trade receivables	38	-
Unrealised gains and losses on investments	3	-
Rent Others	3	-
Miscellaneous expenses	73	57
<b>Total</b>	<b>5,738</b>	<b>4,036</b>

\* 0 represents amount below the rounding off norms followed by the company.

**26 (a) Auditors Remuneration (excluding taxes)**

	(₹ in "Lakhs")	
	For Year ended March 31, 2023	For Year ended March 31, 2022
Statutory Audit fee	7	7
Tax Audit	3	3
Other Services	0	0
Re-imbusement of expenses *	1	0
<b>Total</b>	<b>11</b>	<b>10</b>

\* 0 represents amount below the rounding off norms followed by the company.

**27 Income tax expense**

	(₹ in "Lakhs")	
	For Year ended March 31, 2023	For Year ended March 31, 2022
Income tax expense		
Current tax	0	0
Deferred tax	0	0
Tax Adjustment of earlier years	0	3
<b>Total</b>	<b>0</b>	<b>3</b>

**28 Financial Risk Management**

The Company is exposed to financial risks such as market, credit, liquidity and financing risks. This note explains the sources of risk which the entity is exposed to and how the entity manages the risk.

**I. Credit Risk**

Credit risk arises when a party to a transaction cannot fulfil its obligations and thereby creates a loss for the other party. The risk that customers will default on payment for delivered products is minimized by conducting thorough checks of new customers and following up with payment behaviour reviews of existing customers, according to the Treasury policy.

Credit risk is managed through credit approvals, establishing credit limits and continuously monitoring the creditworthiness of customers to which the Company grants credit terms in the normal course of business

The major credit risk arises from trade receivable (please refer below note). The Company believes that there is no risk on the carrying value of security deposits.

- Trade receivables**

The Company's accounts receivable totalled INR. 2,987 Lakhs on March 31, 2023 (₹ 1,948 on March 31, 2022) and are recognized at the amounts expected to be received. Anand I-Power customers are primarily vehicle manufacturers, other industrial system and component producers and aftermarket distributors within the vehicle industry. The geographic distribution of receivables from customers largely corresponds to the division of sales per region. The Company's customer losses normally total less than 0.1 percent of sales.

An impairment analysis is performed at each reporting date on an individual basis for all customers. The maximum exposure to credit risk at the reporting date is the carrying value of each class of financial assets disclosed in Note 9 (a).

i) **Expected credit loss for trade receivables under simplified approach :**

(₹ in "Lakhs")

	<b>As at March 31, 2023</b>	<b>As at March 31, 2022</b>
Gross carrying amount	<b>2,987</b>	1,948
Expected credit losses (loss allowance provision)	<b>88</b>	50
<b>Carrying amount of trade receivables (net of impairment)</b>	<b><u>2,899</u></b>	<b><u>1,898</u></b>

ii) **Reconciliation of loss allowance provision - trade receivables :**

(₹ in "Lakhs")

Loss allowance as on April 01, 2021	<b>50</b>
Changes in loss allowance	-
<b>Loss allowance as on March 31, 2022</b>	<b>50</b>
Changes in loss allowance	38
<b>Loss allowance as on March 31, 2023</b>	<b><u>88</u></b>

**II Liquidity Risk**

Prudent liquidity risk management implies maintaining sufficient cash and the availability of funding through an adequate amount of committed credit facilities to meet obligations when due and to close out market positions. Due to the dynamic nature of the underlying businesses, Company treasury maintains flexibility in funding by maintaining availability under committed credit lines. Management monitors rolling forecasts of the Company's liquidity position and cash and cash equivalents on the basis of expected cash flows. In addition, the Company's liquidity management policy involves projecting cash flows and considering the level of liquid assets necessary to meet these debt financing plans.

**i) Maturities of financial liabilities**

The tables below analyse the Company's financial liabilities into relevant maturity Company's based on their contractual maturities for non-derivative financial liabilities.

The amounts disclosed in the table are the contractual undiscounted cash flows. Balances due within 12 months equal their 'carrying balances as the impact of discounting is not significant.

(₹ in "Lakhs")

<b>As at March 31, 2023</b>	<b>Less than a year</b>	<b>1 year to 3 years</b>	<b>More than 3 years</b>
Borrowings	<b>1,934</b>	<b>5</b>	<b>3,276</b>
Lease liabilities	<b>2</b>	<b>(0)</b>	-
Trade payables	<b>2,830</b>	-	-
Other financial liabilities	<b>3,625</b>	-	-

(₹ in "Lakhs")

<b>As at March 31, 2022</b>	<b>Less than a year</b>	<b>1 year to 3 years</b>	<b>More than 3 years</b>
Borrowings	1,376	11	3,395
Lease liabilities	3	2	-
Trade payables	2,158	-	-
Other financial liabilities	1,426	-	-

**III Market risk**

**A) Foreign currency risk**

The company operates internationally and is exposed to foreign exchange risk arising from foreign currency transactions, primarily with respect to the USD and EURO. Foreign exchange risk arises from future commercial transactions and recognised assets and liabilities denominated in a currency that is not the company's functional currency (INR). The risk is measured through a forecast of highly probable USD and EURO income. The Company's exposure to foreign currency arises from short term receivables and payables where fluctuations in the foreign exchange rates are generally not significant and consequently limiting the company's exposure.

**i) Foreign currency risk exposure**

The Company's exposure to foreign currency risk at the end of reporting period in INR, are as follows :

	Currency	As at March 31, 2023	As at March 31, 2022
<b>Financial assets</b>			
Trade receivables	USD	469	456
	EURO	84	102
<b>Net exposure to foreign currency risk (assets)</b>		<b>553</b>	<b>558</b>
<b>Financial liabilities</b>			
Trade payables	USD	37	60
<b>Net exposure to foreign currency risk (liabilities)</b>		<b>37</b>	<b>60</b>

Currently the Company does not hedge the foreign currency risk exposure.

**ii) Sensitivity**

The sensitivity of profit or loss to changes in foreign exchange rates with respect to year end payable / receivable balances is as follows :

	Impact on loss	
	As at March 31, 2023	As at March 31, 2022
<b>USD sensitivity</b>		
Increase by 5%*	21.62	19.78
Decrease by 5%*	(21.62)	(19.78)
<b>Euro sensitivity</b>		
Increase by 5%*	4.19	5.12
Decrease by 5%*	(4.19)	(5.12)

\*Holding all other variables constant.

**B) Interest rate risk**

Interest rate risk is the risk that changes in interest rates which will have a impact on Company earnings. Since the Company had no significant holdings of interest-bearing assets on March 31, 2023, revenues and cash flow from operating activities are, in all significant respects, independent of changes in market interest rates. The interest rate pertaining to the borrowings is fixed in substance. Therefore, the Company does not foresee any risk.

## i) Financial instruments measured at amortised cost by category:

	(₹ in "Lakhs")	
	As at March 31, 2023	As at March 31, 2022
<b>Financial assets</b>		
Security deposits	20	20
Trade receivables	2,899	1,898
Cash and cash equivalents	380	44
Other bank balance	4	8
Interest accrued on deposits *	0	0
Loan to employees	6	12
Other financial asset	26	13
<b>Total financial assets</b>	<b>3,335</b>	<b>1,994</b>
<b>Financial liabilities</b>		
Current Borrowing	1,928	1,371
Non-current borrowings	2,594	3,405
Trade payable	2,830	2,158
Current maturities of long-term debt	693	5
Deposit from customers repayable on demand	1,698	151
Capital creditors	34	104
Employee benefits payable	330	405
Interest accrued but not due	11	10
Coupon discount payable	859	748
<b>Other</b>	<b>-</b>	<b>3</b>
<b>Total financial liabilities</b>	<b>10,977</b>	<b>8,360</b>

\* 0 (zero) represents amount below the rounding off norms followed by the company.

The Company has not disclosed the fair values for above financial instruments because their carrying amounts are a reasonable approximation of fair values mainly because of their short-term nature.

**Fair value hierarchy**

This section explains the judgements & estimates made in determining the fair value of the financial instruments. The fair value of financial instruments as referred to in note above have been classified into three categories depending on the inputs used in the valuation technique. The hierarchy gives the highest priority to quoted prices in active market for identical assets or liabilities (level 1 measurements) and lowest priority to unobservable inputs (level 3 measurements).

- (a) Only derivative contracts are measured at fair value. These derivative contracts are categorised as Level 2 financial instruments.
- (b) Assets and liabilities which are measured at amortised cost for which fair values are disclosed.

For all financial instruments referred above that have been measured at amortised cost, their carrying values are reasonable approximations of their fair values. These are classified as level 3 financial instruments.

There were no transfers between Level 1, Level 2 and Level 3 during the year.

The categories used are as follows :

Level 1 : Level 1 hierarchy includes financial instruments measured using quoted prices.

Level 2 : The fair value of financial instruments that are not traded in an active market (for example, over-the counter derivatives) is determined using valuation techniques which maximise the use of observable market data and rely as little as possible on entity-specific estimates. Considering that all significant inputs required to fair value such instruments are observable, these are included in level 2.

Level 3 : If one or more of the significant inputs is not based on observable market data, the instrument is included in level 3.

The Company's objectives when managing capital are to

- safeguard their ability to continue as a going concern, so that they can continue to provide returns for shareholders and benefits for other stakeholders, and
- maintain an optimal capital structure to reduce the cost of capital.

In order to maintain or adjust the capital structure, the Company may adjust the amount of dividends paid to shareholders, return capital to shareholders, issue new shares or sell assets to reduce debt. The capital structure of the Company is as follows:

(₹ in "Lakhs")

	<b>As at March 31, 2023</b>	<b>As at March 31, 2022</b>
<b>Borrowings</b>	<b>4,527</b>	4,780
Lease liabilities	2	5
Less: Cash and cash equivalents	<b>(384)</b>	(52)
Net debt	4,145	4,734
Equity	<b>1,239</b>	2,117
<b>Net debt to equity ratio</b>	<b>3.35</b>	<b>2.24</b>

### 31 Related party transactions

#### A) Name of the related parties and nature of relationship

##### (i) Where control exists :

##### Ultimate Holding

1 Anand Automobile

##### Holding Company

1 Asia Investments Private Limited

#### B) Other related parties with whom transactions have taken place during the year :

##### Fellow Subsidiaries:

1 Anand Automotive Private Limited

2 Victor Gasket India Limited

3 Gabriel India Limited

4 Anand CY Myutec Automotive Private Limited

##### Associates

1 Haldex Anand India Private Limited

##### Entity in which a director of the Company is a director

1 Dana Anand India Private Limited  
(Formerly Know As Spicer India Private Limited)

C) Transactions with related parties:

(₹ in "Lakhs")

	For Year ended March 31, 2023	For Year ended March 31, 2022
<b>I Transactions with related parties</b>		
<b>A Sale of Goods</b>		
Dana Anand India Private Limited	2,074	155
Haldex Anand India Private Limited	89	-
<b>Total sale of goods</b>	<b>2,163</b>	<b>155</b>
<b>B Reimbursement of expenses/ services rendered</b>		
Gabriel India Limited	1	1
Anand Automotive Private Limited *	8	0
Haldex Anand India Private Limited	109	92
Asia Investments Private Limited	4	1
<b>Total reimbursement of expenses/ material cost received</b>	<b>122</b>	<b>94</b>
<b>II Transactions with related parties</b>	<b>For Year ended March 31, 2023</b>	<b>For Year ended March 31, 2022</b>
<b>C Receipt of services</b>		
Anand Automotive Private Limited	34	20
Victor Gaskets India Limited	-	-
<b>Total receipt of services</b>	<b>34</b>	<b>20</b>
<b>D Purchase of goods</b>		
Dana Anand India Private Limited	287	185
Haldex Anand India Private Limited	311	194
<b>Total purchase of goods</b>	<b>598</b>	<b>379</b>
<b>III Outstanding balances from sale/purchases of goods</b>	<b>As at March 31, 2023</b>	<b>As at March 31, 2022</b>
<b>A Trade Payables</b>		
Anand Automotive Private Limited	61	44
Dana Anand India Private Limited	82	67
Haldex Anand India Private Limited	60	41
Asia Investments Private Limited	8	2
<b>Total trade payables from related parties (note 16 (b))</b>	<b>211</b>	<b>155</b>
<b>B Trade Receivables</b>		
Dana Anand India Private Limited	411	115
Haldex Anand India Private Limited	77	-
<b>Total Trade Receivables from related parties (note 9 (a))</b>	<b>488</b>	<b>115</b>
<b>C Other Receivables</b>		
Dana Anand India Private Limited	0	1
Haldex Anand India Private Limited	22	10
<b>Total Other Receivables from related parties (note 9 (e))</b>	<b>23</b>	<b>11</b>
<b>IV Other Balances</b>	<b>As at March 31, 2023</b>	<b>As at March 31, 2022</b>
<b>A Security Deposit Receivable</b>		
Dana Anand India Private Limited	6	6
<b>Total Security Deposit Receivable (note 5 (b))</b>	<b>6</b>	<b>6</b>

\* 0 (zero) represents amount below the rounding off norms followed by the company.

There is no allowance for bad and doubtful debts recognised in respect of receivables due from related parties.



### Terms and conditions

- (1) Goods were purchased from related parties during the year based on the price lists inforce and terms that would be available to third parties.
- (2) Services received from / rendered to related parties during the year based on the rate inforce and terms that would be available to third parties.
- (3) All other transactions were made on normal commercial terms and conditions and at market rate.
- (4) All outstanding balances are unsecured and repayable in cash.

### 32 Segment reporting

Operating segments are reported in a manner consistent with the internal reporting provided to the chief operating decision maker. The board of directors has been identified as the chief operating decision maker.

The Company is into manufacturing of auto components and parts which is considered as one reportable segment.

Geographical information on revenue and business segment revenue information is collated based on individual customers invoiced or in relation to which the revenue is otherwise recognised:

Particulars	(₹ in "Lakhs")	
	For Year ended March 31, 2023	For Year ended March 31, 2022
Sale within India	12,194	8,422
Rest of the World (Export)	2,070	2,035
<b>Revenue from sale of products (refer note 19)</b>	<b>14,264</b>	<b>10,457</b>

All non-current assets (other than financial instruments, deferred tax assets) are located within India.

### 33 Contingent liabilities

	(₹ in "Lakhs")	
	As at March 31, 2023	As at March 31, 2022
Claims against the Company not acknowledged as debts:		
Income Tax matters	274	274
Excise and Service Tax matters	180	175
Sales Tax matters	1,350	1,373
<b>Total</b>	<b>1,804</b>	<b>1,822</b>

(i) It is not practicable for the Company to estimate the timings of cash outflows, if any, in respect of the above pending resolution of the respective proceedings.

(ii) The Company does not expect any reimbursements in respect of the above contingent liabilities.

### 34 Capital Commitments

Capital expenditure contracted for at the end of the reporting period but not recognised as liabilities is as follows :

	As at March 31, 2023	As at March 31, 2022
Property, plant and equipment	68	574

**35 Earning per share**

	(₹ in "Lakhs")	
	<b>For Year ended March 31, 2023</b>	<b>For Year ended March 31, 2022</b>
Loss attributable to the equity shareholders of the company used in calculating basic earning per share (Rupees in Lakhs)	<b>(879)</b>	(34)
Weighted average number of equity shares used as the denominator in calculating basic loss per share	<b>33,336,693</b>	33,336,693
<b>Basic and diluted loss per share</b>	<b><u>(2.64)</u></b>	<b><u>(0.10)</u></b>

**36 Employee benefit obligations**

	(₹ in "Lakhs")	
	<b>As at March 31, 2023</b>	<b>As at March 31, 2022</b>
<b>Compensated absences (Refer Note A)</b>	<b>251</b>	241
Non-current	<b>204</b>	194
Current	<b>47</b>	47
<b>Gratuity (Refer Note B)</b>	<b>92</b>	<b>99</b>
Non-current	<b>36</b>	46
Current	<b>56</b>	53

**A Compensated absences**

The leave obligations cover the company's sick leave and earned leave. The amount of provision made during the year for March 31, 2023 is ₹ 251 lakhs (March 31, 2022 : ₹ 241 lakhs).

**B Defined Contribution Plans**

Employee benefits payable wholly within twelve months of rendering the service are classified as short term employee benefits and are recognized in the year in which the employee renders the related service. The Company has recognized in the Statement of Profit and Loss for the year ended on March 31, 2023 an amount of ₹ 141 lakhs (March 31, 2022: ₹ 123 lakhs) towards expenses under defined contribution plans and included in 'Contribution to provident fund and other funds in note 23. The break up is as follows:

	(₹ in "Lakhs")	
	<b>For Year ended March 31, 2023</b>	<b>For Year ended March 31, 2022</b>
Provident fund	<b>126</b>	106
Maharashtra Labour Welfare Fund and ESIC	<b>7</b>	5
Management Superannuation Fund	<b>8</b>	12
<b>Total</b>	<b><u>141</u></b>	<b><u>123</u></b>

**C. Gratuity**

The Company has formed Trustee, "Anand I-Power Limited EMPLS Group Gratuity Scheme" to manage the gratuity obligations. The money contributed by the Company to the fund to finance the liabilities of the plan has to be invested. The trustees of the plan have outsourced the investment management of the fund to an insurance company - Life Insurance Corporation of India. Every permanent employee is entitled to a benefit equivalent to 15/26 days of the last drawn salary for each completed year of service in line with the Payment of Gratuity Act, 1972. The same is payable at the time of separation from the Company or retirement, whichever is earlier. The benefits vest after five years of continuous service. There is no compulsion on the part of the Company to fully pre fund the liability of the Plan. The Company's philosophy is to fund the benefits based on its own liquidity as well as level of under funding of the plan.

- I. The amounts recognised in balance sheet and movements in the net benefit obligation over the year are as follows :

(₹ in "Lakhs")			
Particulars	Present value of obligation	Fair value of plan assets	Net amount
<b>April 01, 2021</b>	<b>481</b>	(357)	124
Current service cost	35	-	35
Interest expense/(income)	30	(22)	8
<b>Total amount recognised in Profit or Loss</b>	<b>65</b>	<b>(22)</b>	<b>43</b>
<b>Remeasurements</b>			
- Return on plan assets	-	(5)	(5)
- (Gain)/loss from change in demographic assumptions	-	-	-
- (Gain)/loss from change in financial assumptions	55	-	55
<b>Total amount recognised in Other Comprehensive Income</b>	<b>55</b>	<b>(5)</b>	<b>50</b>
Benefits paid	(66)	65	(1)
Contribution	-	(117)	(117)
<b>March 31, 2022</b>	<b>535</b>	<b>(437)</b>	<b>99</b>

(₹ in "Lakhs")			
Particulars	Present value of obligation	Fair value of plan assets	Net amount
<b>April 01, 2022</b>	<b>535</b>	(437)	99
Current service cost	35	-	35
Interest expense/(income)	38	(31)	7
<b>Total amount recognised in Profit or Loss</b>	<b>73</b>	<b>(31)</b>	<b>42</b>
<b>Remeasurements</b>			
- Return on plan assets	-	3	3
- (Gain)/loss from change in demographic assumptions	-	-	-
- (Gain)/loss from change in financial assumptions	(22)	-	(22)
<b>Total amount recognised in Other Comprehensive Income</b>	<b>(22)</b>	<b>3</b>	<b>(19)</b>
Benefits paid	(45)	31	(14)
Contribution	-	(15)	(15)
<b>March 31, 2023</b>	<b>541</b>	<b>(448)</b>	<b>93</b>

- II. The net liability disclosed above relates to funded plans are as follows :

(₹ in "Lakhs")		
Particulars	As at March 31, 2023	As at March 31, 2022
Present value of funded obligation	541	535
Fair value of plan assets	(448)	(437)
<b>Deficit</b>	<b>93</b>	<b>99</b>

III. The significant actuarial assumptions were as follows :

Particulars	As at March 31, 2023	As at March 31, 2022
Financial Assumptions		
Discount rate (per annum)	7.40%	7.10%
Salary growth rate (per annum)	6.00%	6.00%
Demographic Assumptions		
Mortality rate (of IALM 2012-14)	100.00%	100.00%
Normal retirement age	55 Years & 58 Years for Management Staff 60 Years for Unionised Staff & Worker	55 Years & 58 Years for Management Staff 60 Years for Unionised Staff & Worker
Attrition / Withdrawal rate (per annum)	5%	5%

IV. Sensitivity analysis

The sensitivity of defined obligation to changes in the weighted principal assumptions is :

(₹ in "Lakhs")

Assumption	Impact on defined benefit obligation	
	As at March 31, 2023	As at March 31, 2022
<b>Discount rate</b>		
1% decrease	587	582
1% increase	500	494
<b>Salary growth rate</b>		
1% decrease	499	493
1% increase	587	582

The above sensitivity analysis is based on a change in assumption while holding all other assumptions constant. In practice, this is unlikely to occur and changes in some of the assumptions may be correlated. When calculating the sensitivity of the defined benefit obligation to significant actuarial assumptions the same method (present value of defined benefit obligation calculated with the Projected Unit Credit Method at the end of the reporting period) has been applied as when calculating the defined benefit liability recognised in the balance sheet. The method and types of assumptions used in preparing the sensitivity analysis did not change compared to the prior period.

Expected cash flows over the next (valued on undiscounted basis)

(₹ in "Lakhs")

	As at March 31, 2023	As at March 31, 2022
Less than 1 year	56	53
1 - 5 years	201	201
6 - 10 years	238	235
Over 10 years	609	592

The weighted duration of the defined benefit obligation is 8 years.

V. **The major categories of plan assets are as follows:**

Particulars	As at March 31, 2023	As at March 31, 2022
Funds managed by Insurer	100.00%	100.00%

As the funds are managed wholly by the insurance company (LIC), the break-up of the plan assets is unavailable.

VI **Risk Exposure**

Through its defined benefit plan, the Company is exposed to a number of risks, the most significant of which are detailed below:

i **Asset Volatility:**

All plan assets are maintained in a trust fund managed by a public sector insurer viz; LIC of India. LIC has a sovereign guarantee and has been providing consistent and competitive returns over the years. The Company has opted for a traditional fund wherein all assets are invested primarily in risk averse markets. The Company has no control over the management of funds but this option provides a high level of safety for the total corpus. A single account is maintained for both the investment and claim settlement and hence 100% liquidity is ensured. Also, interest rate and inflation risk are taken care of.

ii **Life expectancy:**

The defined benefit obligations are to provide benefits for the life of the members, so increases in life expectancy will result in increase in plan's liability.

This is particularly significant where, inflationary increases result in higher sensitivity to changes in life expectancy.

iii **Future salary increase and inflation risk:**

Since price inflation and salary growth are linked economically, they are combined for disclosure purposes. Rising salaries will often result in higher future defined benefit payments resulting in a higher present value of liabilities especially unexpected salary increases provided at management's discretion may lead to uncertainties in estimating this increasing risk.

iv **Asset-Liability mismatch risk:**

Risk arises if there is a mismatch in the duration of the assets relative to the liabilities. By matching duration with the defined benefit liabilities, the Company is successfully able to neutralize valuation swings caused by interest rate movements. The Company ensures that the investment positions are managed within an asset-liability matching (ALM) framework that has been developed to achieve long-term investments that are in line with the obligations under the employee benefit plans.

37 **Ratios**

						(₹ in "Lakhs")
Ratios	Numerator	Denominator	Current Period	Previous Period	% Variance	
1. Current Ratio,	5,811	8,896	0.65	0.77	-15%	
2. Debt-Equity Ratio*	3,824	1,937	1.97	1.50	32%	
3. Debt Service Coverage Ratio,	116	1,934	0.06	0.47	-87%	
4. Return on Equity Ratio	(879)	1,937	-45.4%	-1.2%	3590%	
5. Inventory turnover ratio	14,263	2,273	6.28	5.22	20%	
6. Trade Receivables turnover ratio	14,263	2,899	4.92	5.51	-11%	
7. Trade payables turnover ratio	8,089	2,830	2.86	2.60	10%	
8. Net capital turnover ratio	14,263	3,034	4.70	2.23	111%	
9. Net profit ratio	(879)	14,263	-6.16%	-0.32%	1798%	
10. Return on Capital employed	(345)	4,148	-8.32%	3.75%	-322%	
11. Return on investment	(879)	1,937	-45.36%	-1.23%	3590%	

**Note:**

\* For Debt Equity ratio preference share are considered as equity.

Reason for Variance of more than 32% YOY in ratio.

- Debt-Equity Ratio - Company has taken Working Capital loan of ₹ 550 Lakhs in FY 2022-23.
- Debt Service Coverage Ratio - has improved from 0.47 times to 0.06 times with higher EBITDA during the year with higher operating revenue.
- Return on Equity Ratio / Net Profit Ratio / Return on Investment - the margins of the Company could not be sustained due to increased material cost.
- Trade payables turnover ratio - with increase in business, major Raw material supply are on advance term resulting in reduction in payable.

**38.** Previous year's figures have been regrouped / reclassified wherever necessary to correspond with the current year's classification / disclosure.

**For B. K. Khare & Co.**

Chartered Accountants

Firm Registration No. 105102W

**For and on behalf of the Board of Directors of ANAND I-Power Limited**

**Aniruddha Mohan Joshi**

Partner

Membership No. 040852

**Mahendra K. Goyal**

Chairman

(DIN: 02605616)

**Mayur Bumb**

Whole Time Director

(DIN: 08033248)

**Shankar Muguru Srikantiah**

Director

(DIN: 02306859)

**Sujeet Kumar Tripathy**

Chief Financial Officer

**Anshul Bhargava**

Company Secretary

Place : Mumbai

Date : May 29, 2023

Place : Nashik

Date : May 29, 2023





**ANAND I-Power Limited**

#### **Corporate Offices**

1, Sri Aurobindo Marg, Hauz Khas  
New Delhi 110 016

10, Prasad Chambers, Opera  
House, Charni Road, Mumbai 400 004

#### **Registered & Administrative Office**

20, MIDC Estate Satpur,  
Nashik 422 007, Maharashtra  
Tel: (0253) 2202800  
Fax: (0253) 2350584