

Date : 9th October, 2013

GIL/SEC/STE/01

The Bombay Stock Exchange Ltd, Mumbai
The Corporate Relationship Department,
1st Floor, New Trading Ring, Rotunda Building,
P.J. Towers, Dalal Street,
MUMBAI - 400 001

Sub.: Shareholding Pattern for Quarter ended 30th September, 2013

Dear Sir,

In terms of amended Clause 35 of the Listing Agreement, we are enclosing herewith Shareholding Pattern for the Quarter ended 30th September, 2013.

This is for the information of the Stock Exchange, Members and the Investors, Meantime Kindly acknowledge the receipt.

Thanking you,

Yours faithfully,
For Gabriel India Limited



Sarang Deshpande
Company Secretary

Encl.: A/a.




(1)(g) STATEMENT SHOWING SHAREHOLDING PATTERN IN CLAUSE-35

NAME OF THE COMPANY: GABRIEL INDIA LIMITED		Name of the Scrip:	
SCRIP CODE:	505714		
Class of Security:			
QUARTER ENDED:	30/09/2013		
Partly paid-up shares	No. of partly paid-up shares	As a % of total no. of partly paid-up shares	As a % of total no. of shares of the Company.
Held by promoter/promoter group	0	0	0
Held by Public	0	0	0
Total:	0	0	0
Outstanding convertible securities:	No. of outstanding securities	As a % of total no. of outstanding convertible securities.	As a % of total no. of shares of the Company assuming full conversion of the convertible securities
Held by promoter/promoter group	0	0	0
Held by Public	0	0	0
Total:	0	0	0
Warrants:	No. of warrants	As a % of total no. of warrants	As a % of total no. of shares of the Company, assuming full conversion of warrants
Held by promoter/promoter group	0	0	0
Held by Public	0	0	0
Total:	0	0	0
Total paid-up capital of the Company, assuming full conversion of warrants and convertible securities	143643940	0	100.00

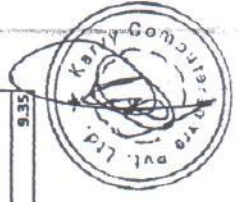


CATEGORY CODE	CATEGORY OF SHAREHOLDER	NO OF SHAREHOLDERS	TOTAL NUMBER OF SHARES	NO OF SHARES HELD IN DEMATERIALIZED FORM	TOTAL SHAREHOLDING AS A % OF TOTAL NO OF SHARES		SHARES PLEDGE OR OTHERWISE ENCUMBERED	
					AS % PERCENTAGE of (A+B)	AS % PERCENTAGE of (A+B+C)	NUMBER OF SHARES	AS % PERCENTAGE
(I)	(II)	(III)	(IV)	(V)	(VI)	(VII)	(VIII)	(IX)=(VIII)/(IV)*100
(A)	PROMOTER AND PROMOTER GROUP							
(1)	INDIAN							
(a)	Individual /MUF	9	6570000	6570000	4.57	4.57	0	0.00
(b)	Central Government/ State Government(s)	0	0	0	0.00	0.00	0	0.00
(c)	Bodies Corporate	1	71905468	71905468	50.06	50.06	0	0.00
(d)	Financial Institutions / Banks	0	0	0	0.00	0.00	0	0.00
(e)	Others	0	0	0	0.00	0.00	0	0.00
	Sub-Total A(1) :	10	78475468	78475468	54.63	54.63	0	0.00
(2)	FOREIGN							
(a)	Individuals (NRIs/Foreign Individuals)	0	0	0	0.00	0.00	0	0.00
(b)	Bodies Corporate	0	0	0	0.00	0.00	0	0.00
(c)	Institutions	0	0	0	0.00	0.00	0	0.00
(d)	Qualified Foreign Investor	0	0	0	0.00	0.00	0	0.00
(e)	Others	0	0	0	0.00	0.00	0	0.00
	Sub-Total A(2) :	0	0	0	0.00	0.00	0	0.00
	Total A=A(1)+A(2)	10	78475468	78475468	54.63	54.63	0	0.00
(B)	PUBLIC SHAREHOLDING INSTITUTIONS							
(1)	INSTITUTIONS							
(a)	Mutual Funds /UTI	5	18121	15121	0.01	0.01		
(b)	Financial Institutions /Banks	14	142300	125800	0.10	0.10		
(c)	Central Government / State Government(s)	1	500	0	0.00	0.00		
(d)	Venture Capital Funds	0	0	0	0.00	0.00		
(e)	Insurance Companies	1	360000	360000	0.25	0.25		
(f)	Foreign Institutional Investors	4	8034676	96316	5.59	5.59		
(g)	Foreign Venture Capital Investors	0	0	0	0.00	0.00		
(h)	Qualified Foreign Investor	0	0	0	0.00	0.00		
(i)	Others	0	0	0	0.00	0.00		
	Sub-Total B(1) :	25	8555597	597237	5.96	5.96		
(2)	NON-INSTITUTIONS							
(a)	Bodies Corporate	543	9172431	9133851	6.39	6.39		
(b)	Individuals							
	(i) Individuals holding nominal share capital upto Rs.1 lakh	37919	27974946	24381244	19.48	19.48		
	(ii) Individuals holding nominal share capital in excess of Rs.1 lakh	52	18279123	17780123	12.73	12.73		
(c)	Others							
	DIA	7	344422	344422	0.24	0.24		
	NON RESIDENT INDIANS	343	798593	723493	0.56	0.56		
	CLEARING MEMBERS	33	25968	25968	0.02	0.02		
	TRUSTS	4	17392	17392	0.01	0.01		
(d)	Qualified Foreign Investor	0	0	0	0.00	0.00		
	Sub-Total B(2) :	38901	56612875	52406493	39.41	39.41		
	Total B=B(1)+B(2) :	38926	65168472	53003730	45.37	45.37		
	Total (A+B) :	38936	143643940	131479198	100.00	100.00		
(C)	Shares held by custodians, against which Depository Receipts have been issued							
(1)	Promoter and Promoter Group							
(2)	Public	0	0	0	0.00	0.00		
	GRAND TOTAL (A+B+C) :	38936	143643940	131479198	100.00	100.00	0	



(i)(b) Sr.No	Statement showing holding of securities (including shares, warrants, convertible securities) of persons belonging to the category "Promoter and Promoter Group"				Enombered shares (%)				Details of Warrants				Details of convertible securities		Total Shares (including underlying shares assuming full conversion of warrants and convertible securities) as a % of diluted share capital
	Details of Shares held				AS a percentage				AS a % of grand total (A)+(B)+(C)				AS a % total number of warrants of the same class		
	No. of Shares held	As a % of grand total (A)+(B)+(C)	Pledge Shares	AS a percentage (M)=[(V)/(ii)]*100	AS a % of grand total (A)+(B)+(C) of sub-clause (i)(a)	Number of warrants held	As a % total number of warrants of the same class	Number of convertible securities held	As a % total number of convertible securities of the same class	(X)	(IX)	(X)	(XI)		
(ii)															
1	ASIA INVESTMENTS PVT. LTD.	71905468	50.06		0.00	0	0.00	0	0.00	0	0.00	0	0.00	50.06	
2	DEEP C ANAND	1883680	1.31	0	0.00	0	0.00	0	0.00	0	0.00	0	0.00	1.31	
3	KULDIP CHAND ANAND	1693296	1.18	0	0.00	0	0.00	0	0.00	0	0.00	0	0.00	1.18	
4	KIRAN J ANAND	647520	0.45	0	0.00	0	0.00	0	0.00	0	0.00	0	0.00	0.45	
5	ANJALI ANAND	641942	0.45	0	0.00	0	0.00	0	0.00	0	0.00	0	0.00	0.45	
6	KIRAN D ANAND	599360	0.42	0	0.00	0	0.00	0	0.00	0	0.00	0	0.00	0.42	
7	DEVIKA ANAND	550236	0.38	0	0.00	0	0.00	0	0.00	0	0.00	0	0.00	0.38	
8	DEEP C ANAND	262106	0.18	0	0.00	0	0.00	0	0.00	0	0.00	0	0.00	0.18	
9	JAGDISH C ANAND	171240	0.12	0	0.00	0	0.00	0	0.00	0	0.00	0	0.00	0.12	
10	PREM ANAND	120620	0.08	0	0.00	0	0.00	0	0.00	0	0.00	0	0.00	0.08	
	TOTAL :	78475468	54.63	0	0.00	0	0.00	0	0.00	0	0.00	0	0.00	54.63	

(i)(c)(i) Sr.No.	Statement showing holding of securities (including shares, warrants, convertible securities) of persons belonging to the category "Public" and holding more than 1% of the total number of shares				Details of convertible securities			
	Details of Shares held				Details of convertible securities			
	Number of shares held	Shares as a percentage of total number of shares (i.e., Grand total (A)+(B)+(C) indicated in Statement at para (i)(a) above)	Number of warrants held	As a % total number of warrants of the same class	Number of convertible securities held	% w.r.t total number of convertible securities of the same class	Total shares (including underlying shares assuming full conversion of warrants and convertible securities) as a % of diluted share capital)	
1	KAYABA INDUSTRY CO LTD	7937360	5.53	0	0.00	0	5.53	
2	GAGANDEEP CREDIT CAPITAL PVT LTD	5500000	3.83	0	0.00	0	3.83	
	TOTAL :	13437360	9.35	0	0.00	0	9.35	




Statement showing holding of securities (including shares, warrants, convertible securities) of persons (together with PAC) belonging to the category "Public" and holding more than 5% of the total number of shares of the company						
(I)(X)(i) Sr.No.	Name(s) of the shareholder(s) and the Part	Number of shares held	Shares as a percentage of total number of shares (i.e., Grand total (A)+(B)+(C) indicated in Statement at para (I)(e) above)	Details of warrants	Details of convertible securities	Total shares (including underlying full conversion of warrants and convertible securities) as a % of (diluted share capital)
1	KAYABA INDUSTRY CO LTD	7937360	5.53	As a % total number of warrants of the same class	Number of convertible securities held	% w.r.t total number of convertible securities of the same class
	TOTAL :	7937360	5.53	0	0	0.00
				0	0	0.00

STATEMENT SHOWING DETAILS OF LOCKED-IN SHARES		
(I)(d) Sr.No.	Name of the shareholder	Number of locked-in shares
		0
	TOTAL :	0

STATEMENT SHOWING DETAILS OF DEPOSITORY RECEIPTS (DRS)		
(I)(e) Sr.No.	Type of outstanding DR (ADRs, GDRs, SDRs, etc.)	Number of outstanding DRS
		0
	TOTAL :	0

Statement showing Holding of Depository Receipts (DRs), where underlying shares held by "Promoter/Promoter group" are in excess of 5% of the total number shares.		
(I)(f) Sr.No.	Name of the DR Holder	Type of outstanding DR (ADRs, GDRs, SDRs, etc.)
		0
	TOTAL :	0



(1)(a) STATEMENT SHOWING SHAREHOLDING PATTERN IN CLAUSE-35

NAME OF THE COMPANY: GABRIEL INDIA LIMITED		Name of the Scrip:	
SCRIP CODE:	505714		
Class of Security:			
QUARTER ENDED:	30/09/2013		
	No. of partly paid-up shares	As a % of total no. of partly paid-up shares	As a % of total no. of shares of the Company.
Partly paid-up shares			
Held by promoter/promoter group	0	0	0
Held by Public	0	0	0
Total:	0	0	0
	No. of outstanding securities	As a % of total no. of outstanding convertible securities.	As a % of total no. of shares of the Company assuming full conversion of the convertible securities
Outstanding convertible securities:			
Held by promoter/promoter group	0	0	0
Held by Public	0	0	0
Total:	0	0	0
	No. of warrants	As a % of total no. of warrants	As a % of total no. of shares of the Company, assuming full conversion of warrants
Warrants:			
Held by promoter/promoter group	0	0	0
Held by Public	0	0	0
Total:	0	0	0
Total paid-up capital of the Company, assuming full conversion of warrants and convertible securities	143643940	0	100.00

